

CS Wall-Mounted Sheet Steel Enclosures with Mounting Plate



Product Catalog



Powering Business Worldwide



Energizing a world that demands more.

We deliver:

- **Electrical solutions** that use less energy, improve power reliability and make the places we live and work safer and more comfortable
- **Hydraulic and electrical solutions** that enable machines to deliver more productivity without wasting power
- **Aerospace solutions** that make aircraft lighter, safer and less costly to operate, and help airports operate more efficiently
- **Vehicle drivetrain and powertrain solutions** that deliver more power to cars, trucks and buses, while reducing fuel consumption and emissions

Discover today's Eaton.

Powering business worldwide

As a global power management company, we help customers worldwide manage the power needed for buildings, aircraft, trucks, cars, machinery and businesses.

Eaton's innovative technologies help customers manage electrical, hydraulic and mechanical power more reliably, efficiently, safely and sustainably.

We provide integrated solutions that help make energy, in all its forms, more practical and accessible.

Eaton.com

EATON

Powering Business Worldwide

wa_v108914



image01-ci



VT12210



Description

Available in 45 sizes ...
from 250x200x150 mm to 1200x1200x250 mm

- The stable CS enclosures series made of solid sheet steel is ideal wherever an effective protection against direct contact with live parts is required. The high degree of protection (IP66) not only provides full protection against most adverse environmental conditions, but also protects the systems and equipment inside the enclosures against their harmful consequences.

- Tightness is guaranteed through a continuously foamed polyurethane sealing. An all-around water drain profile prevents liquids (such as water or oil) and dirt from penetrating when opening the door.
- Shock resistance rating is IK09 according to EN 62262, hence the inside equipment of the enclosures is also protected against mechanical impacts. CS enclosures can be installed as wall-mounted enclosures. A rough-type paint applied in the powder-coating method provides for non-abrasive corrosion protection.

- The door of the enclosure is easy to remove in case any further mechanical work needs to be carried out. Concealed inside hinges according quick-change technology are easy to remove for this purpose and provide for quick and easy reversal of the hinging from left to right and vice-versa.

Technical features at a glance

- **Water drain profile**

Prevents liquids (such as water or oil) and dirt from penetrating when opening the door.



- **Stable design of the enclosures**

Made of high-grade sheet steel. Protection against mechanical impact.



- **RAL7035**

Surface and corrosion protection through a rough-type powder-coating inside and out, RAL 7035.




- **Mounting plate**

Galvanized sheet steel 2-3 mm thick for safe installation of switchgear and basic EMC protection.



- **Flange plate**

With coextruded seal, sheet steel for own production. The enclosure can be turned by 180° for cable insertion at the top or bottom.



- **Wall-mounting brackets**

For fixing the enclosures on the wall. Mounting in horizontal and vertical direction possible.



- **Foamed sealing**

Guarantees absolute tightness. IP66 is guaranteed for the entire series.



- **Standardized locking system**

with twist lock. For use with standardized locks.



- **Hinge bolt with quick-change technology**

For quick and easy removal of the door in case of further work to be carried out.



- **Door-hinging**

Optionally left or right-hinged on either 2 or 3 inside hinges.



CS Wall-Mounted Sheet Steel Enclosures with Mounting Plate

| Dimensions [mm] | | | | | | |
|-----------------|---------|---------|-----------------|-----------------|------------------|----------------------|
| Height A | Width B | Depth C | Number of doors | Number of locks | Number of hinges | Door-profiles Number |

CS Wall-Mounted Sheet Steel Enclosures with Mounting Plate

VT41014



| | | | | | | |
|-----|-----|-----|---|---|---|---|
| 250 | 200 | 150 | 1 | 1 | 2 | 1 |
| 300 | 200 | 150 | 1 | 1 | 2 | 1 |
| 300 | 300 | 150 | 1 | 1 | 2 | 2 |
| 300 | 300 | 200 | 1 | 1 | 2 | 2 |
| 300 | 400 | 200 | 1 | 1 | 2 | 2 |
| 400 | 300 | 150 | 1 | 1 | 2 | 2 |
| 400 | 300 | 200 | 1 | 1 | 2 | 2 |
| 400 | 400 | 150 | 1 | 1 | 2 | 2 |
| 400 | 400 | 200 | 1 | 1 | 2 | 2 |
| 400 | 600 | 200 | 1 | 1 | 2 | 2 |
| 400 | 600 | 250 | 1 | 1 | 2 | 2 |
| 400 | 600 | 300 | 1 | 1 | 2 | 2 |

VT42614



| | | | | | | |
|-----|------|-----|---|---|---|---|
| 500 | 400 | 150 | 1 | 2 | 2 | 2 |
| 500 | 400 | 200 | 1 | 2 | 2 | 2 |
| 500 | 400 | 250 | 1 | 2 | 2 | 2 |
| 500 | 500 | 250 | 1 | 2 | 2 | 2 |
| 600 | 400 | 150 | 1 | 2 | 2 | 2 |
| 600 | 400 | 200 | 1 | 2 | 2 | 2 |
| 600 | 400 | 250 | 1 | 2 | 2 | 2 |
| 600 | 500 | 150 | 1 | 2 | 2 | 2 |
| 600 | 500 | 200 | 1 | 2 | 2 | 2 |
| 600 | 500 | 250 | 1 | 2 | 2 | 2 |
| 600 | 600 | 200 | 1 | 2 | 2 | 2 |
| 600 | 600 | 250 | 1 | 2 | 2 | 2 |
| 600 | 600 | 300 | 1 | 2 | 2 | 2 |
| 600 | 800 | 300 | 1 | 2 | 2 | 2 |
| 700 | 500 | 200 | 1 | 2 | 2 | 2 |
| 700 | 500 | 250 | 1 | 2 | 2 | 2 |
| 800 | 400 | 200 | 1 | 2 | 3 | 2 |
| 800 | 400 | 250 | 1 | 2 | 3 | 2 |
| 800 | 600 | 200 | 1 | 2 | 3 | 2 |
| 800 | 600 | 250 | 1 | 2 | 3 | 2 |
| 800 | 600 | 300 | 1 | 2 | 3 | 2 |
| 800 | 800 | 200 | 1 | 2 | 3 | 2 |
| 800 | 800 | 300 | 1 | 2 | 3 | 2 |
| 800 | 1000 | 300 | 1 | 2 | 3 | 2 |

VT52114



| | | | | | | |
|------|------|-----|---|----|---|---|
| 1000 | 600 | 250 | 1 | 3P | 3 | 2 |
| 1000 | 600 | 300 | 1 | 3P | 3 | 2 |
| 1000 | 800 | 250 | 1 | 3P | 3 | 2 |
| 1000 | 800 | 300 | 1 | 3P | 3 | 2 |
| 1000 | 1000 | 300 | 1 | 3P | 3 | 2 |
| 1200 | 600 | 250 | 1 | 3P | 3 | 2 |
| 1200 | 800 | 300 | 1 | 3P | 3 | 2 |
| 1200 | 1000 | 300 | 1 | 3P | 3 | 2 |
| 1200 | 1200 | 250 | 1 | 3P | 3 | 2 |

3P: 3-Point-Locking-System

CS Wall-Mounted Sheet Steel Enclosures with Mounting Plate

| Flange plates number | t1 x t2 [mm] | max. F3A | Dimensions [mm] of mounting plate | Weight [kg] incl. mounting plate | Type Designation | Article No. | Units per package |
|----------------------|--------------|----------|-----------------------------------|----------------------------------|------------------|-------------|-------------------|
| 1 | 112 x 167 | 0 | 220 x 150 | 3.4 | CS-2520/150 | 111646 | 1 |
| 1 | 112 x 167 | 0 | 270 x 150 | 3.9 | CS-32/150 | 111647 | 1 |
| 1 | 112 x 232 | 0 | 270 x 250 | 5.2 | CS-33/150 | 111648 | 1 |
| 1 | 172 x 262 | 1 | 270 x 250 | 6.1 | CS-33/200 | 111649 | 1 |
| 1 | 172 x 332 | 1 | 270 x 350 | 7.4 | CS-34/200 | 111680 | 1 |
| 1 | 112 x 232 | 0 | 370 x 250 | 6.6 | CS-43/150 | 111681 | 1 |
| 1 | 172 x 262 | 1 | 370 x 250 | 7.6 | CS-43/200 | 111682 | 1 |
| 1 | 112 x 332 | 0 | 370 x 350 | 8.7 | CS-44/150 | 111683 | 1 |
| 1 | 172 x 332 | 1 | 370 x 350 | 9.7 | CS-44/200 | 111684 | 1 |
| 1 | 172 x 532 | 2 | 370 x 550 | 13.4 | CS-46/200 | 111685 | 1 |
| 1 | 172 x 532 | 2 | 370 x 550 | 14.3 | CS-46/250 | 111686 | 1 |
| 1 | 172 x 532 | 2 | 370 x 550 | 15.7 | CS-46/300 | 111687 | 1 |
| 1 | 112 x 332 | 0 | 470 x 350 | 10.1 | CS-54/150 | 111688 | 1 |
| 1 | 172 x 332 | 1 | 470 x 350 | 10.9 | CS-54/200 | 111689 | 1 |
| 1 | 172 x 332 | 1 | 470 x 350 | 11.9 | CS-54/250 | 111690 | 1 |
| 1 | 172 x 432 | 1 | 470 x 450 | 14.5 | CS-55/250 | 111691 | 1 |
| 1 | 112 x 332 | 0 | 570 x 350 | 12.4 | CS-64/150 | 111692 | 1 |
| 1 | 172 x 332 | 1 | 570 x 350 | 13.2 | CS-64/200 | 111693 | 1 |
| 1 | 172 x 332 | 1 | 570 x 350 | 14.5 | CS-64/250 | 111694 | 1 |
| 1 | 112 x 332 | 0 | 570 x 450 | 15.4 | CS-65/150 | 111695 | 1 |
| 1 | 172 x 432 | 1 | 570 x 450 | 16.8 | CS-65/200 | 111696 | 1 |
| 1 | 172 x 432 | 1 | 570 x 450 | 17.1 | CS-65/250 | 111697 | 1 |
| 1 | 172 x 532 | 2 | 570 x 550 | 21.8 | CS-66/200 | 111698 | 1 |
| 1 | 172 x 532 | 2 | 570 x 550 | 23.1 | CS-66/250 | 111699 | 1 |
| 1 | 172 x 532 | 2 | 570 x 550 | 24.5 | CS-66/300 | 111700 | 1 |
| 1 | 172 x 732 | 3 | 570 x 750 | 34.8 | CS-68/300 | 111701 | 1 |
| 1 | 172 x 432 | 1 | 670 x 450 | 21.1 | CS-75/200 | 111702 | 1 |
| 1 | 172 x 432 | 1 | 670 x 450 | 21.6 | CS-75/250 | 111703 | 1 |
| 1 | 172 x 332 | 1 | 770 x 350 | 21.7 | CS-84/200 | 111704 | 1 |
| 1 | 172 x 332 | 1 | 770 x 350 | 23.2 | CS-84/250 | 111705 | 1 |
| 1 | 172 x 532 | 2 | 770 x 550 | 30.2 | CS-86/200 | 111706 | 1 |
| 1 | 172 x 532 | 2 | 770 x 550 | 32.8 | CS-86/250 | 111707 | 1 |
| 1 | 172 x 532 | 2 | 770 x 550 | 34.9 | CS-86/300 | 111708 | 1 |
| 1 | 172 x 732 | 3 | 770 x 750 | 39.0 | CS-88/200 | 111709 | 1 |
| 1 | 172 x 732 | 3 | 770 x 750 | 42.8 | CS-88/300 | 111710 | 1 |
| 1 | 172 x 932 | 3 | 770 x 950 | 54.2 | CS-810/300 | 111711 | 1 |
| 1 | 172 x 532 | 2 | 970 x 550 | 43.3 | CS-106/250 | 111712 | 1 |
| 1 | 172 x 532 | 2 | 970 x 550 | 45.4 | CS-106/300 | 111713 | 1 |
| 1 | 172 x 732 | 3 | 970 x 750 | 55.5 | CS-108/250 | 111714 | 1 |
| 1 | 172 x 732 | 3 | 970 x 750 | 56.1 | CS-108/300 | 111715 | 1 |
| 1 | 172 x 932 | 3 | 970 x 950 | 68.0 | CS-1010/300 | 111716 | 1 |
| 1 | 172 x 532 | 2 | 1170 x 550 | 50.2 | CS-126/250 | 111717 | 1 |
| 1 | 172 x 732 | 3 | 1170 x 750 | 67.7 | CS-128/300 | 111718 | 1 |
| 1 | 172 x 932 | 3 | 1170 x 950 | 83.2 | CS-1210/300 | 111719 | 1 |
| 2 | 2x 172 x 532 | 4 | 1170 x 1150 | 94.2 | CS-1212/250 | 111720 | 1 |

| For enclosure | Type Designation | Article No. | Units per package |
|---------------|------------------|-------------|-------------------|
|---------------|------------------|-------------|-------------------|

Set of Wall-Mounting Brackets

- For fixing the enclosures on the wall
- Vertical or horizontal mounting
- Material of the brackets: zinc-plated sheet steel 3 mm
- One set includes 4 wall-mounting brackets plus mounting accessories

VT03010



| | | | |
|----|------------|--------|---|
| CS | WFB-SET-CS | 112639 | 1 |
|----|------------|--------|---|

| Description | Type Designation | Article No. | Units per package |
|-------------|------------------|-------------|-------------------|
|-------------|------------------|-------------|-------------------|

Universal Locks

- Lock plate made of high-grade, shock-proof zinc die-casting
- Lock inserts and lock bolts made of metal
- Colour dusty grey RAL 7037, powder-coated
- For indoor and outdoor applications
- Counternut of metal, with chamfering
- Compatible with standard lock bolts
- For standardized door cut-outs sized 22.5 x 20.4 mm

VT11910, VT11810, VT12010



| | | | |
|--|-------------|--------|---|
| 3 mm two-way key-bit | LC-DBIT3-CS | 133102 | 1 |
| 5 mm two-way key-bit | LC-DBIT5-CS | 133103 | 1 |
| Identical locking, lock cylinder with 2 keys | LC-ZSBIT-CS | 133104 | 1 |

Ease-of-use Rotary Handle

- Rotary handle suitable for standardized profile half-cylinders
- With integrated indication of lock position
- Available as a retro-fitting or complete set
- Handle made of high-grade shock-proof zinc die-casting
- Compatible with all LC-... universal locks
- For standardized door cut-outs sized 22.5 x 20.4 mm
- Colour dusty grey RAL 7037, powder-coated
- Profile half-cylinder to be ordered separately

VT12210, VT12110



PHZ-A-COMP

PHZ-A-ADD-ON


| | | | |
|-------------------|--------------|--------|---|
| Complete set | PHZ-A-COMP | 133105 | 1 |
| Retro-fitting set | PHZ-A-ADD-ON | 133106 | 1 |

| Description | Type Designation | Article No. | Units per package |
|-------------|------------------|-------------|-------------------|
|-------------|------------------|-------------|-------------------|

Profile Half-Cylinder for Ease-of-use Handles

- For rotary and clip-down ease-of-use handles
- Lock-cylinder finish according to DIN 18252 and DIN EN 1303
- Profile half-cylinder 10/30 with pin closures made of nickel silver
- 8-fold adjustable lock bit, 5 pairs of pins
- Keyed alike or different

VT12210, VT33610



| | | | |
|----------------------------------|---------------|--------|---|
| 1 Key included, keyed alike | PHZ-E10/30-GS | 138574 | 1 |
| 3 Keys included, keyed different | PHZ-E10/30-VS | 138575 | 1 |

Spare Key for Profile Half-Cylinder

- For profile half-cylinder PHZ-E...-GS

VT12510



| | | | |
|-------------------|---------------|--------|---|
| Identical locking | KEY-E10/30-GS | 138576 | 4 |
|-------------------|---------------|--------|---|

| Dimensions Enclosure Depth (mm) | Type Designation | Article No. | Units per package |
|---------------------------------|------------------|-------------|-------------------|
|---------------------------------|------------------|-------------|-------------------|

Depth-Adjustment Elements for Mounting Plates

- Depth-adjustable on a 25 mm grid
- Sheet steel, zinc-plated
- Fastening material included

VT16110, VT15710



| | | | |
|-----|----------------|--------|---|
| 150 | DAS-SET/150-CS | 138656 | 1 |
| 200 | DAS-SET/200-CS | 138657 | 1 |
| 250 | DAS-SET/250-CS | 138658 | 1 |
| 300 | DAS-SET/300-CS | 138659 | 1 |

DAS-SET/...-CS

| Thread of screw | Type Designation | Article No. | Units per package |
|-----------------|------------------|-------------|-------------------|
|-----------------|------------------|-------------|-------------------|

Cage Nuts for Mounting Plates with Punch Holes MPP...

wa_vt29413



| | | | |
|----|------------|--------|-----|
| M6 | CANU-M6-CS | 138710 | 100 |
| M8 | CANU-M8-CS | 138711 | 100 |


Accessories

| Dimensions Enclosure Height x Width (mm) | Type Designation | Article No. | Units per package |
|---|---------------------|-------------|----------------------|
|---|---------------------|-------------|----------------------|

Mounting Plate with Punch Holes, for Cage Nuts

- Punch holes for cage nuts size M6 or M8
- Sheet steel, zinc-plated
- Fastening material not included

VT15210



| | | | |
|-------------|---------------|--------|---|
| 250 x 200 | MPP-2520-CS | 138685 | 1 |
| 300 x 200 | MPP-3020-CS | 138686 | 1 |
| 300 x 300 | MPP-3030-CS | 138687 | 1 |
| 300 x 40 | MPP-3040-CS | 138688 | 1 |
| 400 x 300 | MPP-4030-CS | 138689 | 1 |
| 400 x 400 | MPP-4040-CS | 138690 | 1 |
| 400 x 600 | MPP-4060-CS | 138691 | 1 |
| 500 x 400 | MPP-5040-CS | 138692 | 1 |
| 500 x 500 | MPP-5050-CS | 138693 | 1 |
| 600 x 400 | MPP-6040-CS | 138694 | 1 |
| 600 x 500 | MPP-6050-CS | 138695 | 1 |
| 600 x 600 | MPP-6060-CS | 138696 | 1 |
| 600 x 800 | MPP-6080-CS | 138697 | 1 |
| 700 x 500 | MPP-7050-CS | 138698 | 1 |
| 800 x 400 | MPP-8040-CS | 138699 | 1 |
| 800 x 600 | MPP-8060-CS | 138700 | 1 |
| 800 x 800 | MPP-8080-CS | 138701 | 1 |
| 800 x 1000 | MPP-80100-CS | 138702 | 1 |
| 1000 x 600 | MPP-10060-CS | 138703 | 1 |
| 1000 x 800 | MPP-10080-CS | 138704 | 1 |
| 1000 x 1000 | MPP-100100-CS | 138705 | 1 |
| 1200 x 600 | MPP-12060-CS | 138706 | 1 |
| 1200 x 800 | MPP-12080-CS | 138707 | 1 |
| 1200 x 1000 | MPP-120100-CS | 138708 | 1 |
| 1200 x 1200 | MPP-120120-CS | 138709 | 1 |

Mounting Plate without Punch Holes, Powder-coated RAL 2000

- Without punch holes, powder-coated RAL 2000
- Sheet steel
- Fastening material not included

VT15410



| | | | |
|-------------|-----------------------|--------|---|
| 250 x 200 | MPL-2520/RAL2000-CS | 138712 | 1 |
| 300 x 200 | MPL-3020/RAL2000-CS | 138713 | 1 |
| 300 x 300 | MPL-3030/RAL2000-CS | 138714 | 1 |
| 300 x 400 | MPL-3040/RAL2000-CS | 138715 | 1 |
| 400 x 300 | MPL-4030/RAL2000-CS | 138716 | 1 |
| 400 x 400 | MPL-4040/RAL2000-CS | 138717 | 1 |
| 400 x 600 | MPL-4060/RAL2000-CS | 138718 | 1 |
| 500 x 400 | MPL-5040/RAL2000-CS | 138719 | 1 |
| 500 x 500 | MPL-5050/RAL2000-CS | 138720 | 1 |
| 600 x 400 | MPL-6040/RAL2000-CS | 138721 | 1 |
| 600 x 500 | MPL-6050/RAL2000-CS | 138722 | 1 |
| 600 x 600 | MPL-6060/RAL2000-CS | 138723 | 1 |
| 600 x 800 | MPL-6080/RAL2000-CS | 138724 | 1 |
| 700 x 500 | MPL-7050/RAL2000-CS | 138725 | 1 |
| 800 x 400 | MPL-8040/RAL2000-CS | 138726 | 1 |
| 800 x 600 | MPL-8060/RAL2000-CS | 138727 | 1 |
| 800 x 800 | MPL-8080/RAL2000-CS | 138728 | 1 |
| 800 x 1000 | MPL-80100/RAL2000-CS | 138729 | 1 |
| 1000 x 600 | MPL-10060/RAL2000-CS | 138730 | 1 |
| 1000 x 800 | MPL-10080/RAL2000-CS | 138731 | 1 |
| 1000 x 1000 | MPL-100100/RAL2000-CS | 138732 | 1 |
| 1200 x 600 | MPL-12060/RAL2000-CS | 138733 | 1 |
| 1200 x 800 | MPL-12080/RAL2000-CS | 138734 | 1 |
| 1200 x 1000 | MPL-120100/RAL2000-CS | 138735 | 1 |
| 1200 x 1200 | MPL-120120/RAL2000-CS | 138736 | 1 |

| Dimensions Enclosure Height x Width (mm) | Type Designation | Article No. | Units per package |
|---|---------------------|-------------|----------------------|
|---|---------------------|-------------|----------------------|

Mounting Plate, without Punch Holes, Galvano Zinc-plated

- Without punch holes, galvano zinc-plated
- Sheet steel
- Fastening material not included

VT15310



| | | | |
|-------------|---------------|--------|---|
| 250 x 200 | MPL-2520-CS | 138747 | 1 |
| 300 x 200 | MPL-3020-CS | 138748 | 1 |
| 300 x 300 | MPL-3030-CS | 138749 | 1 |
| 300 x 400 | MPL-3040-CS | 138750 | 1 |
| 400 x 300 | MPL-4030-CS | 138751 | 1 |
| 400 x 400 | MPL-4040-CS | 138752 | 1 |
| 400 x 600 | MPL-4060-CS | 138753 | 1 |
| 500 x 400 | MPL-5040-CS | 138754 | 1 |
| 500 x 500 | MPL-5050-CS | 138755 | 1 |
| 600 x 400 | MPL-6040-CS | 138756 | 1 |
| 600 x 500 | MPL-6050-CS | 138757 | 1 |
| 600 x 600 | MPL-6060-CS | 138758 | 1 |
| 600 x 800 | MPL-6080-CS | 138759 | 1 |
| 700 x 500 | MPL-7050-CS | 138760 | 1 |
| 800 x 400 | MPL-8040-CS | 138761 | 1 |
| 800 x 600 | MPL-8060-CS | 138762 | 1 |
| 800 x 800 | MPL-8080-CS | 138763 | 1 |
| 800 x 1000 | MPL-80100-CS | 138764 | 1 |
| 1000 x 600 | MPL-10060-CS | 138765 | 1 |
| 1000 x 800 | MPL-10080-CS | 138766 | 1 |
| 1000 x 1000 | MPL-100100-CS | 138767 | 1 |
| 1200 x 600 | MPL-12060-CS | 138768 | 1 |
| 1200 x 800 | MPL-12080-CS | 138769 | 1 |
| 1200 x 1000 | MPL-120100-CS | 138770 | 1 |
| 1200 x 1200 | MPL-120120-CS | 138771 | 1 |

Door for Internal Separation

- Inside door for operating and signalling devices
- Sheet steel, powder-coated RAL 7035
- Depth-adjustment elements DAS-SET...-CS for mounting plates, required in addition
- Locks are not included in the scope of delivery LC-...BIT-CS

VT14210



DI-.....-CS

VT15610










| | | | |
|-------------|--------------|--------|---|
| 250 x 200 | DI-2520-CS | 138660 | 1 |
| 300 x 200 | DI-3020-CS | 138661 | 1 |
| 300 x 300 | DI-3030-CS | 138662 | 1 |
| 300 x 400 | DI-3040-CS | 138663 | 1 |
| 400 x 300 | DI-4030-CS | 138664 | 1 |
| 400 x 400 | DI-4040-CS | 138665 | 1 |
| 400 x 600 | DI-4060-CS | 138666 | 1 |
| 500 x 400 | DI-5040-CS | 138667 | 1 |
| 500 x 500 | DI-5050-CS | 138668 | 1 |
| 600 x 400 | DI-6040-CS | 138669 | 1 |
| 600 x 500 | DI-6050-CS | 138670 | 1 |
| 600 x 600 | DI-6060-CS | 138671 | 1 |
| 600 x 800 | DI-6080-CS | 138672 | 1 |
| 700 x 500 | DI-7050-CS | 138673 | 1 |
| 800 x 400 | DI-8040-CS | 138674 | 1 |
| 800 x 600 | DI-8060-CS | 138675 | 1 |
| 800 x 800 | DI-8080-CS | 138676 | 1 |
| 800 x 1000 | DI-80100-CS | 138677 | 1 |
| 1000 x 600 | DI-10060-CS | 138678 | 1 |
| 1000 x 800 | DI-10080-CS | 138679 | 1 |
| 1000 x 1000 | DI-100100-CS | 138680 | 1 |
| 1200 x 600 | DI-12060-CS | 138681 | 1 |
| 1200 x 800 | DI-12080-CS | 138682 | 1 |
| 1200 x 1000 | DI-120100-CS | 138683 | 1 |
| 1200 x 1200 | DI-120120-CS | 138684 | 1 |

Accessories

| | For enclosure dimensions Width (mm) | Number of flange | Suitable for | Type Designation | Article No. | Units per package |
|--|--|---------------------|--------------|---------------------|-------------|----------------------|
|--|--|---------------------|--------------|---------------------|-------------|----------------------|

Bottom Panels with F3A Flange Openings

- Not suitable for CS-.../150 enclosures
- For F3A-... flanges
- With foam sealant, max. degree of protection is IP66 if correctly used with F3A-...
- Material: Sheet steel, powder-coated RAL 7035
- Can also be used as a top panel if the enclosure is turned by 180°

| | | | | | | |
|---|------|-----|---|-----------|--------|---|
|  | 300 | 1 | CS-33/200 CS-43/200 | AFP-3-CS | 112914 | 1 |
|  | 400 | 1 | CS-34/200 CS-44/200 CS-54/200 CS-54/250 CS-64/200 CS-64/250 CS-84/200 CS-84/250 | AFP-4-CS | 112915 | 1 |
|  | 500 | 1 | CS-55/250 CS-65/200 CS-65/250 CS-75/200 CS-75/250 | AFP-5-CS | 112916 | 1 |
|  | 600 | 2 | CS-46/200 CS-46/250 CS-46/300 CS-66/200 CS-66/250 CS-66/300 CS-86/200 CS-86/250 CS-86/300 CS-106/250 CS-106/300 CS-126/250 | AFP-6-CS | 112917 | 1 |
|  | 800 | 3 | CS-68/300 CS-88/200 CS-88/300 CS-108/250 CS-108/300 CS-128/300 | AFP-8-CS | 112918 | 1 |
|  | 1000 | 3 | CS-810/300 CS-1010/300 CS-1210/300 | AFP-10-CS | 112919 | 1 |
|  | 1200 | 2x2 | CS-1212/250 | AFP-12-CS | 112920 | 1 |

| Dimensions Enclosure t1 x t2 (mm) | Type Designation | Article No. | Units per package |
|--------------------------------------|---------------------|-------------|----------------------|
|--------------------------------------|---------------------|-------------|----------------------|

Bottom Panels without Openings

- Degree of protection of the enclosure IP66
- With foam sealant all around
- Powder-coated RAL 7035

wa_vt24913



| | | | |
|-----------|----------------|--------|---|
| 112 x 167 | SFP-112X182-CS | 138738 | 1 |
| 112 x 232 | SFP-112X232-CS | 138739 | 1 |
| 112 x 332 | SFP-112X332-CS | 138740 | 1 |
| 172 x 262 | SFP-172X262-CS | 138741 | 1 |
| 172 x 332 | SFP-172X332-CS | 138742 | 1 |
| 172 x 432 | SFP-172X432-CS | 138743 | 1 |
| 172 x 532 | SFP-172X532-CS | 138744 | 1 |
| 172 x 732 | SFP-172X732-CS | 138745 | 1 |
| 172 x 932 | SFP-172X932-CS | 138746 | 1 |

| Length (mm) | Type Designation | Article No. | Units per package |
|----------------|---------------------|-------------|----------------------|
|----------------|---------------------|-------------|----------------------|

Set of Lifting Eyebolts and Profile Brackets

- As a re-enforcement of the inside enclosure, to accommodate the lifting eyebolts
- Lifting eyebolts with an M12 thread
- Profile brackets made of stable, 3 mm thick sheet steel
- IP66 degree of protection is maintained
- Each set includes 2 lifting eyebolts, profile brackets and seals

VT16210, VT15710




| | | | |
|-----|----------------|--------|---|
| 135 | TOR-SET/135-CS | 140479 | 2 |
|-----|----------------|--------|---|

| Dimensions Enclosure Width (mm) | Type Designation | Article No. | Units per package |
|------------------------------------|---------------------|-------------|----------------------|
|------------------------------------|---------------------|-------------|----------------------|

Material for Fixing on a Mast

- For fixing on round or square masts
- Set consisting of profile rail, tensioning strap and tensioning screw
- Sheet steel, zinc-plated, tensioning strap made of stainless steel
- For mast diameters of 150 to 215 mm

VT33510



| | | | |
|-----|-------------|--------|---|
| 300 | MAST-FIT-CS | 140478 | 1 |
| 400 | | | |
| 500 | | | |
| 600 | | | |
| 800 | | | |

| Dimensions Enclosure Width x Depth (mm) | Type Designation | Article No. | Units per package |
|--|---------------------|-------------|----------------------|
|--|---------------------|-------------|----------------------|

Cable Interconnect Base

- Height 200 mm
- Sheet steel, powder-coated RAL 7035
- Front and side panels can be removed
- Fastening material is included
- Cable strain relief rail is not included in the scope of delivery

VT112014



| | | | |
|------------|-------------------|--------|---|
| 600 x 250 | PLI-6/250-200-CS | 140472 | 1 |
| 600 x 300 | PLI-6/300-200-CS | 140473 | 1 |
| 800 x 250 | PLI-8/250-200-CS | 140474 | 1 |
| 800 x 300 | PLI-8/300-200-CS | 140475 | 1 |
| 1000 x 300 | PLI-10/300-200-CS | 140476 | 1 |
| 1200 x 250 | PLI-12/250-200-CS | 140477 | 1 |

Accessories

| Dimensions Enclosure Height x Width (mm) | Type Designation | Article No. | Units per package |
|---|---------------------|-------------|----------------------|
|---|---------------------|-------------|----------------------|

Doors with an Inspection Glass

- Degree of protection of the enclosure IP66
- Frame made of sheet steel, powder-coated, safety inspection glass
- Without hinges, without lock



| | | | |
|-------------|--------------|--------|---|
| 250 x 200 | DT-2520-CS | 140480 | 1 |
| 300 x 200 | DT-3020-CS | 140481 | 1 |
| 300 x 300 | DT-3030-CS | 140482 | 1 |
| 300 x 40 | DT-3040-CS | 140483 | 1 |
| 400 x 300 | DT-4030-CS | 140484 | 1 |
| 400 x 400 | DT-4040-CS | 140485 | 1 |
| 400 x 600 | DT-4060-CS | 140486 | 1 |
| 500 x 400 | DT-5040-CS | 140487 | 1 |
| 500 x 500 | DT-5050-CS | 140488 | 1 |
| 600 x 400 | DT-6040-CS | 140489 | 1 |
| 600 x 500 | DT-6050-CS | 140490 | 1 |
| 600 x 600 | DT-6060-CS | 140491 | 1 |
| 600 x 800 | DT-6080-CS | 140492 | 1 |
| 700 x 500 | DT-7050-CS | 140493 | 1 |
| 800 x 400 | DT-8040-CS | 140494 | 1 |
| 800 x 600 | DT-8060-CS | 140495 | 1 |
| 800 x 800 | DT-8080-CS | 140496 | 1 |
| 800 x 1000 | DT-80100-CS | 140497 | 1 |
| 1000 x 600 | DT-10060-CS | 140498 | 1 |
| 1000 x 800 | DT-10080-CS | 140499 | 1 |
| 1000 x 1000 | DT-100100-CS | 140500 | 1 |
| 1200 x 600 | DT-12060-CS | 140501 | 1 |
| 1200 x 800 | DT-12080-CS | 140502 | 1 |
| 1200 x 1000 | DT-120100-CS | 140503 | 1 |
| 1200 x 1200 | DT-120120-CS | 140504 | 1 |

**Doors (without inspection glass)**

- Degree of protection of the enclosure IP66
- Sheet steel, powder-coated
- Without hinges, without lock



| | | | |
|-------------|--------------|--------|---|
| 250 x 200 | DS-2520-CS | 140505 | 1 |
| 300 x 200 | DS-3020-CS | 140506 | 1 |
| 300 x 300 | DS-3030-CS | 140507 | 1 |
| 300 x 40 | DS-3040-CS | 140508 | 1 |
| 400 x 300 | DS-4030-CS | 140509 | 1 |
| 400 x 400 | DS-4040-CS | 140510 | 1 |
| 400 x 600 | DS-4060-CS | 140511 | 1 |
| 500 x 400 | DS-5040-CS | 140512 | 1 |
| 500 x 500 | DS-5050-CS | 140513 | 1 |
| 600 x 400 | DS-6040-CS | 140514 | 1 |
| 600 x 500 | DS-6050-CS | 140515 | 1 |
| 600 x 600 | DS-6060-CS | 140516 | 1 |
| 600 x 800 | DS-6080-CS | 140517 | 1 |
| 700 x 500 | DS-7050-CS | 140518 | 1 |
| 800 x 400 | DS-8040-CS | 140519 | 1 |
| 800 x 600 | DS-8060-CS | 140520 | 1 |
| 800 x 800 | DS-8080-CS | 140521 | 1 |
| 800 x 1000 | DS-80100-CS | 140522 | 1 |
| 1000 x 600 | DS-10060-CS | 140523 | 1 |
| 1000 x 800 | DS-10080-CS | 140524 | 1 |
| 1000 x 1000 | DS-100100-CS | 140525 | 1 |
| 1200 x 600 | DS-12060-CS | 140526 | 1 |
| 1200 x 800 | DS-12080-CS | 140527 | 1 |
| 1200 x 1000 | DS-120100-CS | 140528 | 1 |
| 1200 x 1200 | DS-120120-CS | 140529 | 1 |

| Dimensions Enclosure Width (mm) | Type Designation | Article No. | Units per package |
|------------------------------------|---------------------|-------------|----------------------|
|------------------------------------|---------------------|-------------|----------------------|

Door Arrestor

- To stop a door in a defined position
- Sheet steel, zinc-plated
- Fastening material included



| | | | |
|------|-------------|--------|---|
| 500 | DOOR-RET-CS | 138737 | 1 |
| 600 | | | |
| 800 | | | |
| 1000 | | | |
| 1200 | | | |

Universal Brackets for Door Contact Switches, Cable Duct Holders

- For fixing door contact switches or cable duct holders
- Sheet steel, zinc-plated



| | | | |
|------|------------|--------|---|
| 300 | UNI-BRA-CS | 140535 | 2 |
| 400 | | | |
| 500 | | | |
| 600 | | | |
| 800 | | | |
| 1000 | | | |
| 1200 | | | |

| Type Designation | Article No. | Units per package |
|---------------------|-------------|----------------------|
|---------------------|-------------|----------------------|

Quick-C Hinge Pin

- With Quick-Change system, for removal without the need of using any tools



| | | | |
|--|------------|--------|---|
| | QUICK-C-CS | 138773 | 6 |
|--|------------|--------|---|

Mounting Brackets, inclined

- For mounting TS35X7.5 or TS35X15 support rails in an inclined position
- Sheet steel, zinc-plated



| | | | |
|--|------------|--------|----|
| | TS1-BRA-CS | 138772 | 50 |
|--|------------|--------|----|

| Dimensions Enclosure Width (mm) | Type Designation | Article No. | Units per package |
|------------------------------------|---------------------|-------------|----------------------|
|------------------------------------|---------------------|-------------|----------------------|

Mounting Webs for Door Profile Bars and Cable Ducts

- For fixing on vertical door profiles
- For screw-less mounting of KL... cable ducts by snapping cable duct covers onto the rear
- M6 fixing holes every 25 mm
- Sheet steel, zinc-plated



| | | | |
|-----|-----------|--------|---|
| 300 | MTR-D3-CS | 140530 | 2 |
| 400 | MTR-D4-CS | 140531 | 2 |
| 500 | MTR-D5-CS | 140532 | 2 |
| 600 | MTR-D6-CS | 140533 | 2 |
| 800 | MTR-D8-CS | 140534 | 2 |

Accessories

| Supplied in lengths of mm | Cable carrying capacity. Max. no. of cables (approximate) | Type and cross-section | | Type Designation | Article No. | Units per package |
|------------------------------|---|-------------------------------|-------------------|---------------------|-------------|----------------------|
| | | H 0... V-K mm ² | H 0... V-K AWG | | | |

Cable Ducts

Screw fixing

| | | | | | | | |
|--|------|----|------|----|---------|--------|----|
| | 1500 | 60 | 0.75 | – | KL25/35 | 012531 | 60 |
| | | 40 | 1.5 | 14 | | | |
| | | 25 | 2.5 | 10 | | | |
| | | 15 | 4 | – | | | |

| | | | | | | | |
|--|------|-----|------|----|---------|--------|----|
| | 1500 | 100 | 0.75 | – | KL25/60 | 017277 | 40 |
| | | 70 | 1.5 | 14 | | | |
| | | 45 | 2.5 | 10 | | | |
| | | 30 | 4 | – | | | |
| | | 25 | 6 | – | | | |

| | | | | | | | |
|--|------|-----|------|----|---------|--------|----|
| | 1500 | 260 | 0.75 | – | KL60/60 | 029142 | 20 |
| | | 180 | 1.5 | 14 | | | |
| | | 120 | 2.5 | 10 | | | |
| | | 80 | 4 | – | | | |
| | | 65 | 6 | – | | | |

Self-adhesive

- Ambient temperature max. +55 °C

| | | | | | | | |
|--|-----|----|------|----|----------|--------|----|
| | 650 | 60 | 0.75 | – | KL25/35K | 014904 | 50 |
| | | 40 | 1.5 | 2 | | | |
| | | 25 | 2.5 | 10 | | | |

Cable duct cover

- For replacement delivery

| | | | | | | | |
|--|------|---|---|---|------|--------|---|
| | 1500 | – | – | – | KD25 | 019649 | 1 |
| | | | | | | | |

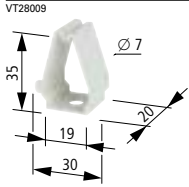
| | | | | | | | |
|--|------|---|---|---|------|--------|---|
| | 1500 | – | – | – | KD60 | 024395 | 1 |
| | | | | | | | |

| Supplied in lengths of mm | Cable carrying capacity. Max. no. of cables (approximate) | Type and cross-section H 0... V-K mm ² | Type Designation | Article No. | Units per package |
|------------------------------|---|---|---------------------|-------------|----------------------|
|------------------------------|---|---|---------------------|-------------|----------------------|

Cable Support Brackets

- Can be used in KL25/35 (K) cable ducts, screw fixing

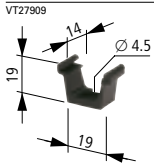
| | | | | | |
|---|----|---|---------|--------|----|
| – | 15 | 4 | KH25/35 | 078974 | 20 |
|---|----|---|---------|--------|----|



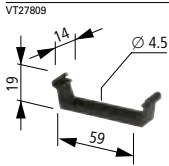
| For cable ducts | Type Designation | Article No. | Units per package |
|-----------------|---------------------|-------------|----------------------|
|-----------------|---------------------|-------------|----------------------|

Clamping Brackets

| | | | |
|-------------------------------------|------|--------|-----|
| KL25/...: Fixing interval: ≤ 500 mm | KK25 | 081347 | 100 |
|-------------------------------------|------|--------|-----|



| | | | |
|-----------------------------------|------|--------|-----|
| K60/60: Fixing interval: ≤ 300 mm | KK60 | 083720 | 100 |
|-----------------------------------|------|--------|-----|



Accessories

| Positioning of the slots | Dimensions (mm) | | Type Designation | Article No. | Units per package |
|--------------------------|-----------------|-------|------------------|-------------|-------------------|
| | Height | Width | | | |

Ventilation Louvers

- For direct fixing on the base body of the enclosures
- Material: Sheet steel, powder-coated RAL7035
- Fastening material included in the delivery
- Degree of protection IP23

wa_vt25113



| | | | | | |
|------------|-----|-----|--------------|--------|---|
| Vertical | 157 | 105 | LVP-20V12-CS | 112907 | 1 |
| Vertical | 180 | 130 | LVP-30V15-CS | 112909 | 1 |
| Horizontal | 164 | 105 | LVP-20H12-CS | 112908 | 1 |
| Horizontal | 250 | 130 | LVP-30H15-CS | 112910 | 1 |

| Type Designation | Article No. | Units per package |
|------------------|-------------|-------------------|
|------------------|-------------|-------------------|

Earthing set for Door

- Cross section 6 mm²
- Assembly accessories included

wa_vt25113



| | | |
|---------|--------|---|
| BFZ-DES | 101665 | 1 |
|---------|--------|---|

| Description | Type Designation | Article No. | Units per package |
|-------------|------------------|-------------|-------------------|
|-------------|------------------|-------------|-------------------|

Circuit Diagram Bag

- Made of insulating material, fixing by self-sticker, RAL 7035 light gray

| | | | |
|------------------|------|--------|---|
| DIN A4 crosswise | SPT4 | 002275 | 1 |
| DIN A5 crosswise | SPT5 | 002276 | 1 |
| DIN A6 crosswise | SPT6 | 002277 | 1 |

| Colour | Type Designation | Article No. | Units per package |
|--------|------------------|-------------|-------------------|
|--------|------------------|-------------|-------------------|

Flask with Brush Applicator









VT09405



| | | | |
|----------|--------------|--------|---|
| RAL 7035 | BPZ-CPS-7035 | 286771 | 1 |
|----------|--------------|--------|---|

wa_vt02621_1



| Description | Type Designation | Article No. | Units per package |
|--|---|-------------|-------------------|
| F3A Flanges | | | |
| <ul style="list-style-type: none"> • Colour RAL 7035 • Degree of protection IP66 (F3A-D with degree of protection reduced to IP54) | | | |
|  <p>VT17407</p> | Blind flange | F3A-0 | 074182 1 |
|  <p>VT09208</p> | Blind flange, sheet steel | F3A-XP | 113426 1 |
|  <p>VT17507</p> | 4x M16, 6x M25/16, 8x M32/20 | F3A-4 | 081301 1 |
|  <p>VT17307</p> | 2x M20, 8x M25/16, 4x M32/20, 1x M50/32 | F3A-8 | 091468 1 |
|  <p>VT17607</p> | 2x M16, 12x M20, 2x M40/25, 2x M50/32 | F3A-12 | 076555 1 |
|  <p>VT17807</p> | 24x M16, 13x M20 | F3A-34 | 078928 1 |
|  <p>VT17607</p> | 2 Grommets for cables up to Ø 70 mm | F3A-KTD | 083674 1 |
|  <p>VT17207</p> | Cellular rubber insertion flange 40 cables Ø 10-13 mm, 4 cables Ø 17-21 mm, 2 cables Ø 27-30 mm | F3A-D | 010145 1 |

Accessories

| Cable Insertion | Hole Diameter mm | Outer Cable Diameter mm | Use of Cable NYM/NYY, 4-wire mm ² | Type Designation | Article No. | Units per package |
|-----------------|---------------------|----------------------------|--|------------------|-------------|-------------------|
|-----------------|---------------------|----------------------------|--|------------------|-------------|-------------------|

Membrane Grommets - Metric

- IP66, with integrated insertion membrane
- PE and thermoplastic elastomer, halogen-free, silicone-free

VT06508



| | | | | | | |
|-----|------|------|---|--------|--------|-----|
| M16 | 16.5 | 1-9 | H03VV-F 3 x 0.75 mm ² . NYM 1 x 16 / 3 x 1.5 mm ² | KT-M16 | 216983 | 100 |
| M20 | 20.5 | 1-13 | H03VV-F 3 x 0.75 mm ² . NYM 5 x 1.5 / 5 x 2.5 mm ² | KT-M20 | 207602 | 100 |
| M25 | 25.5 | 1-18 | H03VV-F 3 x 0.75 mm ² . NYM 4 x 10 mm ² | KT-M25 | 207603 | 100 |
| M32 | 32.5 | 1-25 | H03VV-F 3 x 0.75 mm ² . NYM 4 x 16 / 5 x 10 mm ² | KT-M32 | 207604 | 100 |

Cable Glands - Metric, according to EN 50262

- IP68 up to 5 bar, polyamide, halogen-free
- Fire classification V2 according to UL94
- Colour RAL 7035

Cable glands, metric, with counternut and integrated strain relief

VT05708



| | | | | | | |
|-----|------|--------|--|-------|--------|----|
| M12 | 12.5 | 3-7 | H03VV-F 3 x 0.75 mm ² . NYM 1 x 2.5 mm ² | V-M12 | 215078 | 20 |
| M16 | 16.5 | 4,5-10 | H03VV-F 3 x 1.5 mm ² . NYM 1 x 16 / 3 x 1.5 mm ² | V-M16 | 215077 | 20 |
| M20 | 20.5 | 6-13 | H05VV-F 4 x 2.5 / 3 x 4 mm ² . NYM 5 x 1.5 / 5 x 2.5 mm ² | V-M20 | 206910 | 20 |
| M25 | 25.5 | 9-17 | H05VV-F 5 x 2.5 / 5 x 4 mm ² . NYM 5 x 2.5 / 5 x 6 mm ² | V-M25 | 206911 | 20 |
| M32 | 32.5 | 13-21 | NYM 5 x 10 mm ² | V-M32 | 206912 | 10 |
| M40 | 40.5 | 16-28 | NYM 5 x 16 mm ² | V-M40 | 209668 | 10 |
| M50 | 50.5 | 21-35 | NYM 4 x 35 / 5 x 25 mm ² | V-M50 | 206913 | 5 |
| M63 | 63.5 | 34-48 | NYM 4 x 35 mm ² | V-M63 | 214835 | 3 |

Multiple Sealing, Metric, for Cable Glands V-M...

VT06708



| | | | | | | |
|-----|---|-----------|---|-------|--------|----|
| M25 | – | 4 x 5-6 | H03VV-F 2 x 0.75 / 3 x 0.75 mm ² | MFD25 | 215451 | 25 |
| M32 | – | 4 x 3.5-7 | H03VV-F 4 x 0.75 mm ² | MFD32 | 215452 | 25 |

Sealing Plugs for Spare Openings in Multiple Sealing MFD...

VT07208



| | | | | | | |
|-----|---|---|---|---------|--------|----|
| M25 | – | – | – | MFV25-6 | 215453 | 50 |
| M32 | – | – | – | MFV32-7 | 215454 | 50 |

Cable Grommets for PG

- For a wall thickness of 2-8 mm
- Colour RAL 7035
- Plasticised PVC, cadmium- and lead free
- IP66, cable insertion from bottom

VT05708



| | | | | | | |
|--------|------|---------|--------|--------|--------|---|
| PG13.5 | 21.5 | 7-16 | 1.5-4 | KT13,5 | 019658 | 1 |
| PG16 | 23.5 | 7-17 | 1.5-10 | KT16 | 022031 | 1 |
| PG21 | 29.5 | 12.5-20 | 1.5-16 | KT21 | 026777 | 1 |
| PG29 | 38 | 12.5-31 | 1.5-35 | KT29 | 029150 | 1 |
| PG36 | 48 | 18-40 | 10-70 | KT36 | 033896 | 1 |
| PG42 | 55 | 18-47 | 10-95 | KT42 | 038642 | 1 |

| Cable Insertion | Hole Diameter mm | Outer Cable Diameter mm | Use of Cable NYM/NYY, 4-wire mm ² | Type Designation | Article No. | Units per package |
|-----------------|---------------------|----------------------------|--|------------------|-------------|-------------------|
|-----------------|---------------------|----------------------------|--|------------------|-------------|-------------------|

Cable Grommets

- For a panel thickness of 2 to 3 mm
- Colour RAL 7035
- Plasticised PVC
- IP66, cable insertion from bottom

VT05608



| | | | | | | |
|---|----|-------|---|-----|--------|---|
| – | 58 | 14-54 | – | KT3 | 031523 | 2 |
| – | 75 | 14-68 | – | KT4 | 036269 | 3 |

Cable Gland for Ventilation IP69K

- Colour RAL 7035

VT02610

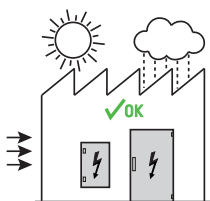


| | | | | | | |
|-----|------|------|--|------------|--------|---|
| M20 | 20.5 | 6-13 | H05VV-F 4 x 2.5 / 3 x 4 mm ² , NYM 5 x 1.5 / 5 x 2.5 mm ² | V-M20-VENT | 120814 | 1 |
|-----|------|------|--|------------|--------|---|


Technical Data

| CS | |
|--|--|
| General information | |
| Standards and regulations | IEC/EN 62208, UL508A (E336299) |
| RoHS | In accordance with regulation 2011/65/EU of the European Parliament and of the Council |
| Climatic resistance | Moist heat, constant according to IEC 60068-2-78, Moist heat, periodic according to IEC 60068-2-30 |
| Ambient temperature | -25 to +40 °C |
| Degree of protection | IP66 |
| Degree of protection with ventilation panels | IP23 |
| Set-up locations | See notes below ¹⁾ |
| Incorporation grid | 25 |
| Dissipated power loss | See separate table |
| Material | |
| Material | Sheet steel |
| Surface finish | Structured powder-coating on Polyester base |
| Colour | RAL 7035, light grey |
| Surface | Slightly structured |
| Degree of gloss | Glossy |
| Body | ≤ CS-65/...: 1.2 mm; ≥ CS-66/...: 1.5 mm |
| Mounting plate | 2 mm; as of height 800 x width 400 mm: 3 mm |
| Door | ≤ CS-43/...: 1.0 mm; ≤ CS-64/...: 1.2 mm; ≤ CS-88/...: 1.5 mm; ≤ CS-1212/...: 2.0 mm |
| Bottom panel | 2.0 mm |
| Material properties | |
| Shock-resistance rating | IK09 according to EN 62262 |
| Assembly weight - entire cabinet | See separate table |
| Assembly weight - door | See separate table |
| Assembly weight - dounting plate | See separate table |
| Assembly weight - wall-mounting brackets | See separate table |
| Description/Basic equipment | |
| Type of construction | Folded and seam-welded, 2 M6 threaded bolts are included for protective conductor connection inside the enclosure |
| Rear panel | 9 mm holes for wall-fixing |
| Side panels | No holes |
| Deckplatte | No holes |
| Bottom panel | No holes, foam sealant, removable for F3A-... flanges or for customized solutions |
| Mounting plate | Basic equipment, sheet steel, sendzimir zinc-plated. 15 mm clearance to rear panel. Mounted onto M8 copper thread-welding bolt. Therefore an additional protective conductor connection is not compulsory. |
| Door | 1x M6 thread-welding bolt for protective conductor connections in the door. Where electrical operating material needs to be integrated in the door, a consistent and permanent protective conductor connection needs to be established by means of a protective conductor cable. Please use the thread-welding bolts on the door and on the side panel of the body as connecting points. |
| Door hinges | Right side, can be reversed on-site |
| Door opening angle | 120° |
| Locking system | Metal turnbuckle. Standard lock. 3 mm two-way key-bit. |
| Locks | Number of locks see Ordering Section |
| General information | |
| Load of wall-mounting | 500 kg with vertically and horizontally fixed mounting brackets, symmetrical load |
| Material plastic | halogen-free |
| Resistance of plastics to glow wire | 650 °C |

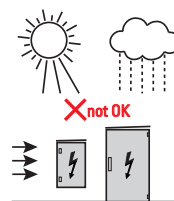
1)

**Indoor location**

The enclosure must be permanently protected from the rays of the sun and the weather, like wind or rain.




**Outdoor location protected**

The enclosure must be permanently protected from the rays of the sun and the weather, like wind or rain.


**Outdoor location unprotected**

The enclosure is not intended to be used within these location.

Maximum assembly weight

| | Max. kg Enclosure | Max. kg Mounting plate | Max. kg Door |
|-------------|---|--|---|
| |  |  |  |
| CS-2520/150 | 150 | 125 | 25 |
| CS-32/150 | 150 | 125 | 25 |
| CS-33/150 | 150 | 125 | 25 |
| CS-33/200 | 150 | 125 | 25 |
| CS-34/200 | 175 | 150 | 25 |
| CS-43/150 | 175 | 150 | 25 |
| CS-43/200 | 175 | 150 | 25 |
| CS-44/150 | 225 | 200 | 25 |
| CS-44/200 | 225 | 200 | 25 |
| CS-46/200 | 225 | 200 | 25 |
| CS-46/250 | 225 | 200 | 25 |
| CS-46/300 | 225 | 200 | 25 |
| CS-54/150 | 225 | 200 | 25 |
| CS-54/200 | 225 | 200 | 25 |
| CS-54/250 | 225 | 200 | 25 |
| CS-55/250 | 225 | 200 | 25 |
| CS-64/150 | 225 | 200 | 25 |
| CS-64/200 | 225 | 200 | 25 |
| CS-64/250 | 225 | 200 | 25 |
| CS-65/150 | 275 | 250 | 25 |
| CS-65/200 | 275 | 250 | 25 |
| CS-65/250 | 275 | 250 | 25 |
| CS-66/200 | 275 | 250 | 25 |
| CS-66/250 | 275 | 250 | 25 |
| CS-66/300 | 275 | 250 | 25 |
| CS-68/300 | 275 | 250 | 25 |
| CS-75/200 | 275 | 250 | 25 |
| CS-75/250 | 275 | 250 | 25 |
| CS-84/200 | 325 | 300 | 25 |
| CS-84/250 | 325 | 300 | 25 |
| CS-86/200 | 325 | 300 | 25 |
| CS-86/250 | 325 | 300 | 25 |
| CS-86/300 | 325 | 300 | 25 |
| CS-88/200 | 325 | 300 | 25 |
| CS-88/300 | 325 | 300 | 25 |
| CS-810/300 | 390 | 350 | 40 |
| CS-106/250 | 390 | 350 | 40 |
| CS-106/300 | 390 | 350 | 40 |
| CS-108/250 | 390 | 350 | 40 |
| CS-108/300 | 390 | 350 | 40 |
| CS-1010/300 | 390 | 350 | 40 |
| CS-126/250 | 390 | 350 | 40 |
| CS-128/300 | 390 | 350 | 40 |
| CS-1210/300 | 390 | 350 | 40 |
| CS-1212/250 | 390 | 350 | 40 |

Maximum assembly weight per set

| Adjustment of bracket | Symmetrical load | n brackets | Position of bracket |
|---|------------------|------------|---------------------|
|  | 500 kg | 4 | top and bottom |

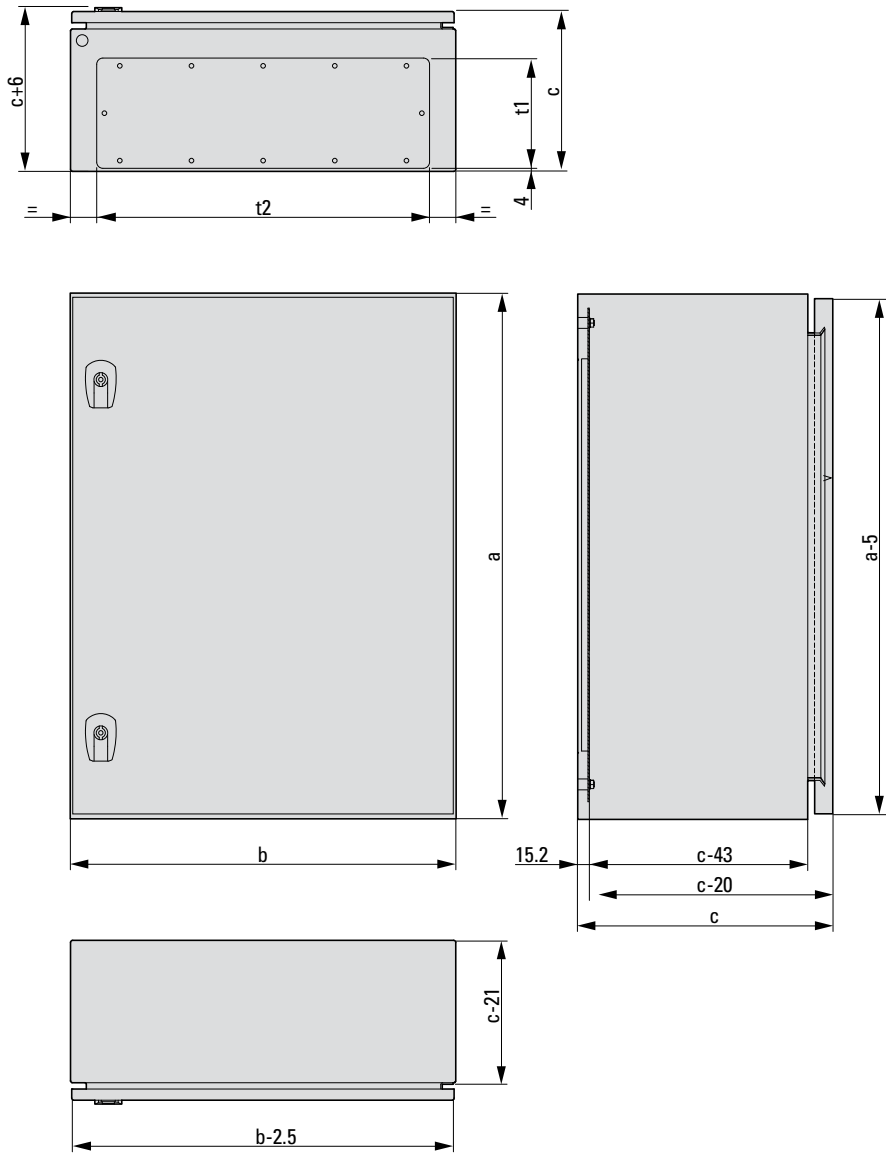
Amount of power loss to be dissipated

Amount of power loss to be dissipated (heat) P_V [W] for all-over closed, wall-mounted Eaton CS sheet steel enclosures without internal separations.

Example: Max. ambient temperature 35 °C; excess temperature $\Delta T = 20$ K; relative humidity = 75 %.

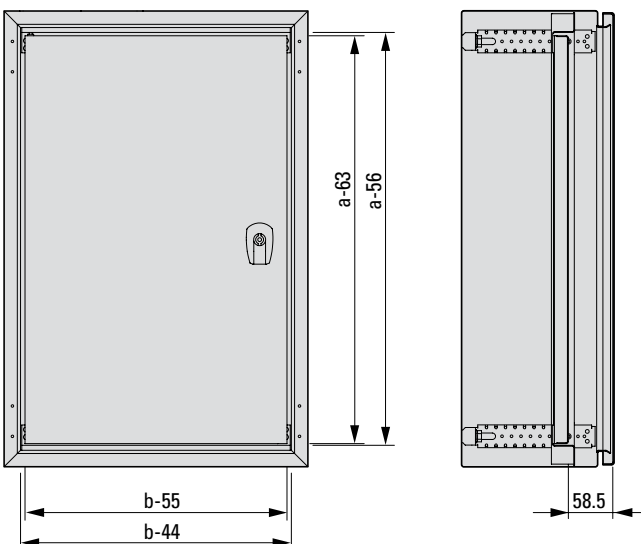
| Type | Max. power loss P_V Single wall-mounted enclosure | Max. power loss P_V First wall-mounted enclosure | Max. power loss P_V Wall-mounted enclosure in the center |
|-------------|--|---|---|
| CS-2520/150 | 11 W | 10 W | 9 W |
| CS-32/150 | 13 W | 11 W | 10 W |
| CS-33/150 | 16 W | 15 W | 14 W |
| CS-33/200 | 19 W | 18 W | 16 W |
| CS-34/200 | 23 W | 22 W | 21 W |
| CS-43/150 | 21 W | 19 W | 18 W |
| CS-43/200 | 24 W | 22 W | 20 W |
| CS-44/150 | 25 W | 24 W | 22 W |
| CS-44/200 | 29 W | 27 W | 25 W |
| CS-54/150 | 30 W | 28 W | 27 W |
| CS-54/200 | 35 W | 32 W | 30 W |
| CS-46/200 | 39 W | 37 W | 35 W |
| CS-46/250 | 44 W | 42 W | 39 W |
| CS-46/300 | 49 W | 46 W | 43 W |
| CS-54/250 | 39 W | 36 W | 33 W |
| CS-55/250 | 45 W | 42 W | 39 W |
| CS-64/150 | 35 W | 33 W | 31 W |
| CS-64/200 | 40 W | 37 W | 34 W |
| CS-65/150 | 42 W | 39 W | 37 W |
| CS-65/200 | 47 W | 44 W | 41 W |
| CS-64/250 | 45 W | 42 W | 38 W |
| CS-65/250 | 55 W | 49 W | 45 W |
| CS-66/200 | 54 W | 51 W | 48 W |
| CS-66/250 | 60 W | 56 W | 52 W |
| CS-66/300 | 65 W | 61 W | 57 W |
| CS-68/300 | 81 W | 76 W | 72 W |
| CS-75/200 | 53 W | 50 W | 47 W |
| CS-75/250 | 59 W | 55 W | 51 W |
| CS-84/200 | 51 W | 47 W | 44 W |
| CS-84/250 | 57 W | 53 W | 48 W |
| CS-86/200 | 68 W | 64 W | 60 W |
| CS-86/300 | 82 W | 76 W | 70 W |
| CS-88/200 | 85 W | 81 W | 77 W |
| CS-86/250 | 75 W | 70 W | 65 W |
| CS-88/300 | 101 W | 95 W | 89 W |
| CS-810/300 | 120 W | 113 W | 108 W |
| CS-106/250 | 91 W | 85 W | 79 W |
| CS-106/300 | 99 W | 91 W | 84 W |
| CS-108/250 | 112 W | 106 W | 100 W |
| CS-108/300 | 121 W | 113 W | 106 W |
| CS-1010/300 | 143 W | 136 W | 128 W |
| CS-126/250 | 106 W | 99 W | 92 W |
| CS-128/300 | 141 W | 132 W | 123 W |
| CS-1210/300 | 166 W | 158 W | 149 W |
| CS-1212/250 | 180 W | 173 W | 166 W |

CS Wall-mounted Enclosure with door and blind flanges



Doors for internal separation

DI-....-CS



Note:
Please refer to selection page xx for A, B, C, t1, t2 values

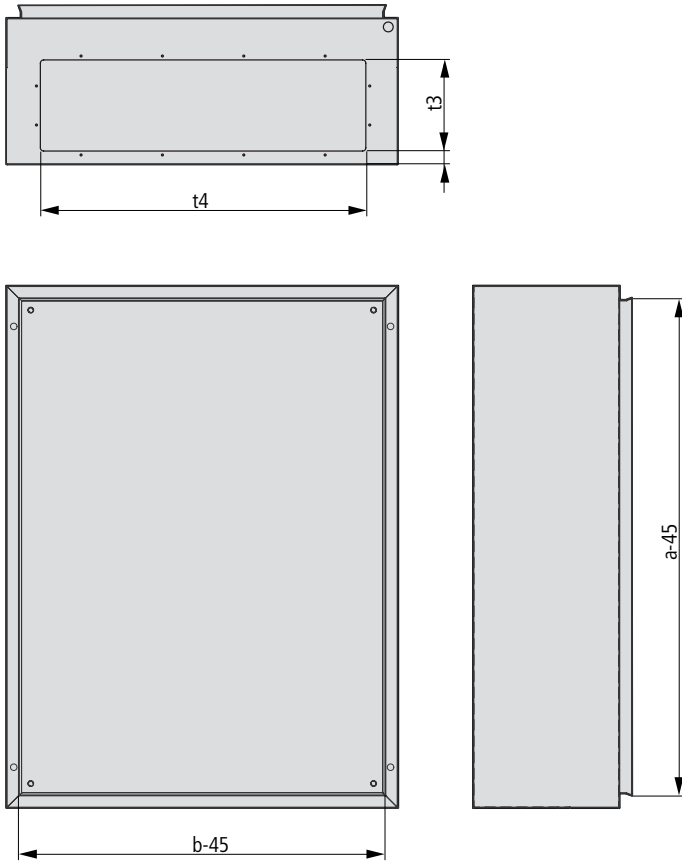
1.24

CS Wall-Mounted Sheet Steel Enclosures

xEffect

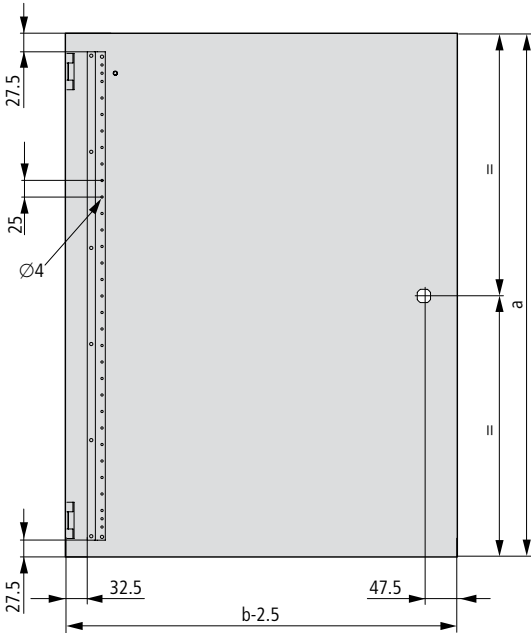
Dimensions (mm)

CS Wall-mounted Enclosure without door, without blind flanges

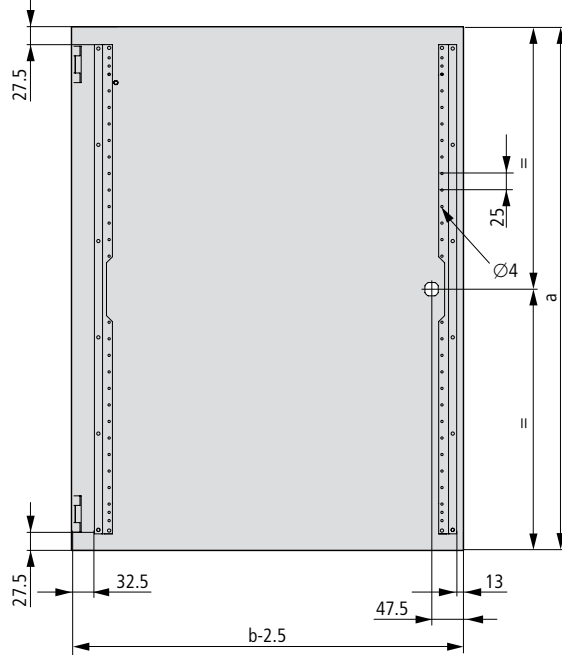


Doors

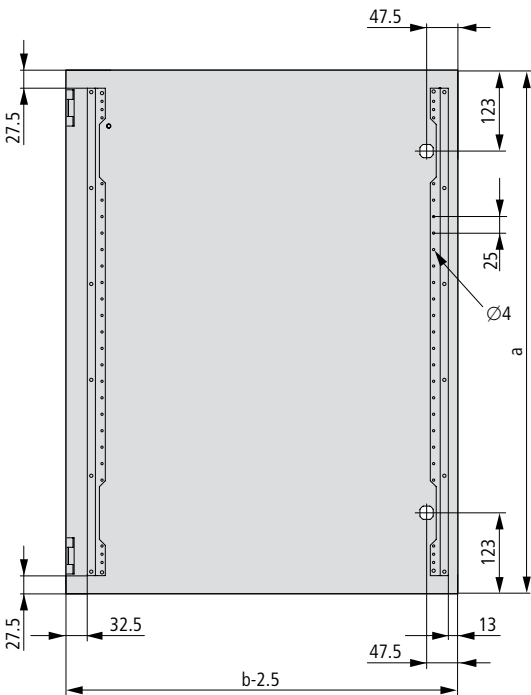
CS-2520/150, CS-32/150
DS-2520-CS, DS-3020-CS



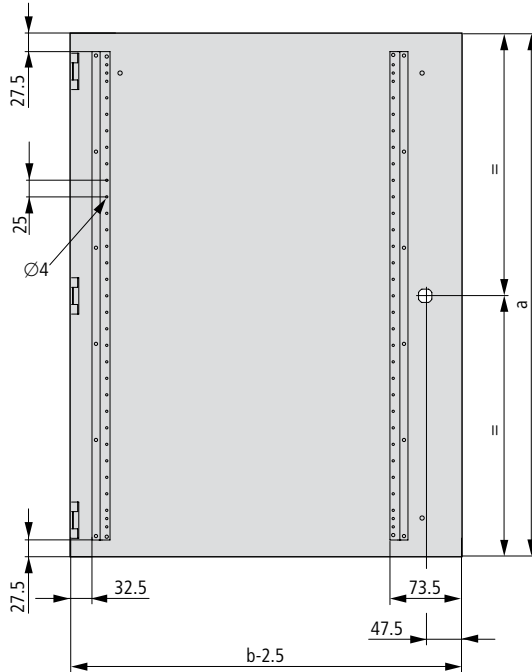
CS-33/..., CS-34/..., CS-4.../...
DS-3030-CS, DS-3040-CS, DS-4...-CS



CS-5.../..., CS-6.../..., CS-7.../...
DS-5...-CS, DS-6...-CS, DS-7...-CS



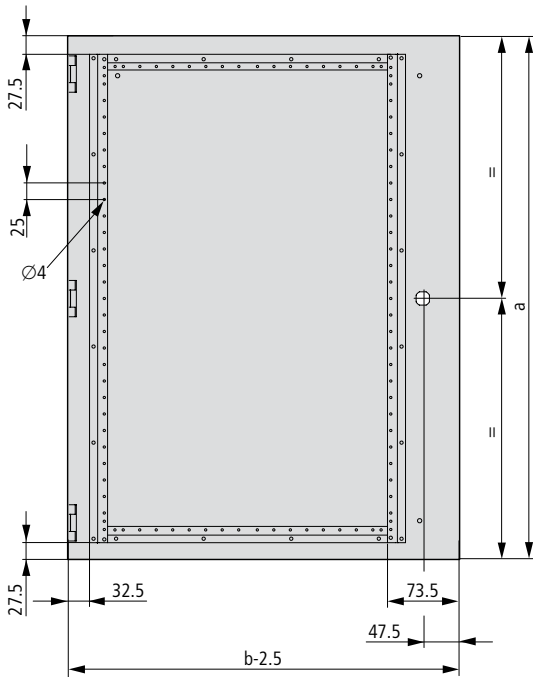
CS-8.../...
DS-8...-CS



Note:
Please refer to selection page xx for A, B, C values

Doors

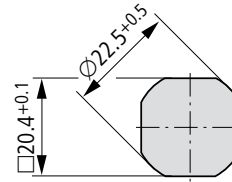
CS-10.../..., CS-12.../...
DS-10...-CS, DS-12...-CS



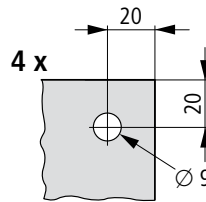
Distance between two holes between two door profile bars:

| Width B | Distance between two holes (mm) |
|---------|---------------------------------|
| 300 | 203.4 |
| 400 | 303.4 |
| 500 | 403.4 |
| 600 | 503.4 |
| 800 | 703.4 |
| 1000 | 903.4 |
| 1200 | 1103.4 |

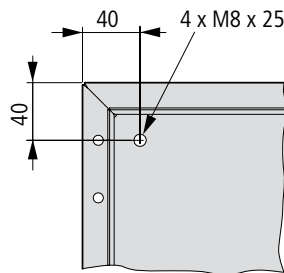
Mounting opening - lock



Position of the 4 holes at the rear panel of the enclosure for wall-mounting



Position of the 4 threaded bolts at the rear panel of the enclosure



Dimensions Enclosure

| Type | a | b | c | t1 | t2 | t3 | t4 |
|-------------|------|------|-----|---------|---------|---------|---------|
| CS-2520/150 | 250 | 200 | 150 | 112 | 167 | 65 | 120 |
| CS-32/150 | 300 | 200 | 150 | 112 | 167 | 65 | 120 |
| CS-33/150 | 300 | 300 | 150 | 112 | 232 | 65 | 185 |
| CS-33/200 | 300 | 300 | 200 | 172 | 262 | 125 | 215 |
| CS-34/200 | 300 | 400 | 200 | 172 | 332 | 125 | 285 |
| CS-43/150 | 400 | 300 | 150 | 112 | 232 | 65 | 185 |
| CS-43/200 | 400 | 300 | 200 | 172 | 262 | 125 | 215 |
| CS-44/150 | 400 | 400 | 150 | 112 | 332 | 65 | 285 |
| CS-44/200 | 400 | 400 | 200 | 172 | 332 | 125 | 285 |
| CS-46/200 | 400 | 600 | 200 | 172 | 532 | 125 | 485 |
| CS-46/250 | 400 | 600 | 250 | 172 | 532 | 125 | 485 |
| CS-46/300 | 400 | 600 | 300 | 172 | 532 | 125 | 485 |
| CS-54/150 | 500 | 400 | 150 | 112 | 332 | 65 | 285 |
| CS-54/200 | 500 | 400 | 200 | 172 | 332 | 125 | 285 |
| CS-54/250 | 500 | 400 | 250 | 172 | 332 | 125 | 285 |
| CS-55/250 | 500 | 500 | 250 | 172 | 432 | 125 | 385 |
| CS-64/150 | 600 | 400 | 150 | 112 | 332 | 65 | 285 |
| CS-64/200 | 600 | 400 | 200 | 172 | 332 | 125 | 285 |
| CS-64/250 | 600 | 400 | 250 | 172 | 332 | 125 | 285 |
| CS-65/150 | 600 | 500 | 150 | 112 | 332 | 65 | 285 |
| CS-65/200 | 600 | 500 | 200 | 172 | 432 | 125 | 385 |
| CS-65/250 | 600 | 500 | 250 | 172 | 432 | 125 | 385 |
| CS-66/200 | 600 | 600 | 200 | 172 | 532 | 125 | 485 |
| CS-66/250 | 600 | 600 | 250 | 172 | 532 | 125 | 485 |
| CS-66/300 | 600 | 600 | 300 | 172 | 532 | 125 | 485 |
| CS-68/300 | 600 | 800 | 300 | 172 | 732 | 125 | 685 |
| CS-75/200 | 700 | 500 | 200 | 172 | 432 | 125 | 385 |
| CS-75/250 | 700 | 500 | 250 | 172 | 432 | 125 | 385 |
| CS-84/200 | 800 | 400 | 200 | 172 | 332 | 125 | 285 |
| CS-84/250 | 800 | 400 | 250 | 172 | 332 | 125 | 285 |
| CS-86/200 | 800 | 600 | 200 | 172 | 532 | 125 | 485 |
| CS-86/250 | 800 | 600 | 250 | 172 | 532 | 125 | 485 |
| CS-86/300 | 800 | 600 | 300 | 172 | 532 | 125 | 485 |
| CS-88/200 | 800 | 800 | 200 | 172 | 732 | 125 | 685 |
| CS-88/300 | 800 | 800 | 300 | 172 | 732 | 125 | 685 |
| CS-810/300 | 800 | 1000 | 300 | 172 | 932 | 125 | 885 |
| CS-106/250 | 1000 | 600 | 250 | 172 | 532 | 125 | 485 |
| CS-106/300 | 1000 | 600 | 300 | 172 | 532 | 125 | 485 |
| CS-108/250 | 1000 | 800 | 250 | 172 | 732 | 125 | 685 |
| CS-108/300 | 1000 | 800 | 300 | 172 | 732 | 125 | 685 |
| CS-1010/300 | 1000 | 1000 | 300 | 172 | 932 | 125 | 885 |
| CS-126/250 | 1200 | 600 | 250 | 172 | 532 | 125 | 485 |
| CS-128/300 | 1200 | 800 | 300 | 172 | 732 | 125 | 685 |
| CS-1210/300 | 1200 | 1000 | 300 | 172 | 932 | 125 | 885 |
| CS-1212/250 | 1200 | 1200 | 250 | 2 x 172 | 2 x 532 | 2 x 125 | 2 x 485 |

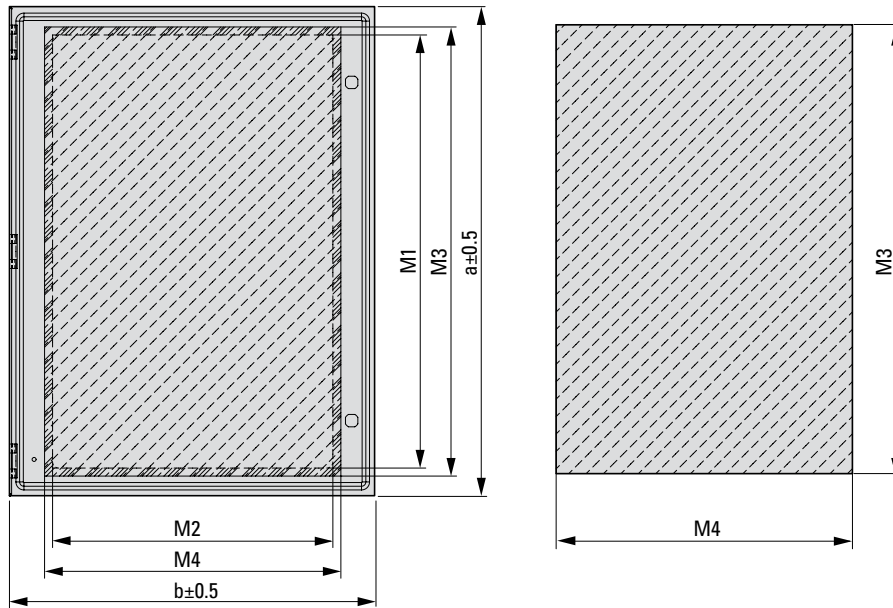
Dimensions Doors

| Enclosure | | Door | |
|-----------|-------|--------|--------|
| Height | Width | Height | Width |
| 250 | 200 | 248 | 197.5 |
| 300 | 200 | 298 | 197.5 |
| 300 | 300 | 298 | 297.5 |
| 300 | 400 | 298 | 397.5 |
| 400 | 300 | 398 | 297.5 |
| 400 | 400 | 398 | 397.5 |
| 400 | 600 | 398 | 597.5 |
| 500 | 400 | 498 | 397.5 |
| 500 | 500 | 498 | 497.5 |
| 600 | 400 | 598 | 397.5 |
| 600 | 500 | 598 | 497.5 |
| 600 | 600 | 598 | 597.5 |
| 600 | 800 | 598 | 797.5 |
| 700 | 500 | 698 | 497.5 |
| 800 | 400 | 798 | 397.5 |
| 800 | 600 | 798 | 597.5 |
| 800 | 800 | 798 | 797.5 |
| 800 | 1000 | 798 | 997.5 |
| 1000 | 600 | 998 | 597.5 |
| 1000 | 800 | 998 | 797.5 |
| 1000 | 1000 | 998 | 997.5 |
| 1200 | 600 | 1198 | 597.5 |
| 1200 | 800 | 1198 | 797.5 |
| 1200 | 1000 | 1198 | 997.5 |
| 1200 | 1200 | 1198 | 1197.5 |

Dimensions (mm)

Doors with an Inspection Glass

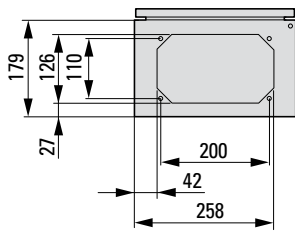
DT-....-CS



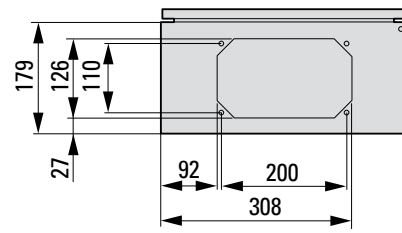
| Enclosure height a | Enclosure width b | M1 | M2 | M3 | M4 |
|-----------------------|----------------------|------|------|------|------|
| 250 | 200 | 132 | 84 | 158 | 110 |
| 250 | 250 | 152 | 104 | 178 | 130 |
| 300 | 200 | 182 | 84 | 208 | 110 |
| 300 | 250 | 202 | 104 | 228 | 130 |
| 300 | 300 | 202 | 154 | 228 | 180 |
| 300 | 400 | 202 | 254 | 228 | 280 |
| 400 | 300 | 302 | 154 | 328 | 180 |
| 400 | 400 | 302 | 254 | 328 | 280 |
| 400 | 500 | 302 | 354 | 328 | 380 |
| 400 | 600 | 302 | 454 | 328 | 480 |
| 500 | 300 | 402 | 154 | 428 | 180 |
| 500 | 400 | 402 | 254 | 428 | 280 |
| 500 | 500 | 402 | 354 | 428 | 380 |
| 600 | 400 | 502 | 254 | 528 | 280 |
| 600 | 500 | 503 | 355 | 529 | 381 |
| 600 | 600 | 503 | 455 | 529 | 481 |
| 600 | 800 | 503 | 655 | 529 | 681 |
| 700 | 500 | 603 | 355 | 629 | 381 |
| 800 | 400 | 703 | 255 | 729 | 281 |
| 800 | 600 | 703 | 455 | 729 | 481 |
| 800 | 800 | 703 | 655 | 729 | 681 |
| 800 | 1000 | 703 | 855 | 729 | 881 |
| 1000 | 600 | 904 | 425 | 930 | 451 |
| 1000 | 800 | 904 | 625 | 930 | 651 |
| 1000 | 1000 | 904 | 825 | 930 | 851 |
| 1200 | 600 | 1104 | 425 | 1130 | 451 |
| 1200 | 800 | 1104 | 625 | 1130 | 651 |
| 1200 | 900 | 1104 | 725 | 1130 | 751 |
| 1200 | 1000 | 1104 | 825 | 1130 | 851 |
| 1200 | 1200 | 1104 | 1025 | 1130 | 1051 |

Bottom of Enclosure with F3A Flange Openings

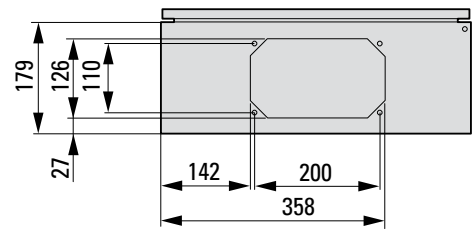
300 x 200



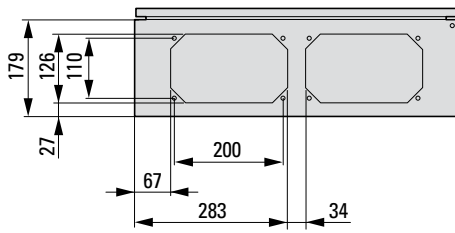
400 x 200



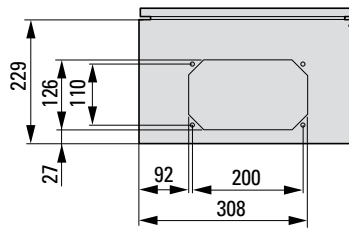
500 x 200



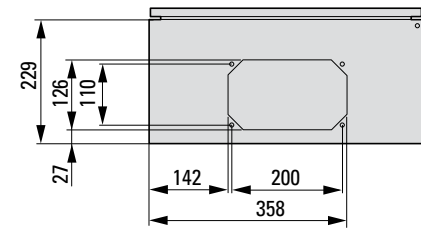
600 x 200



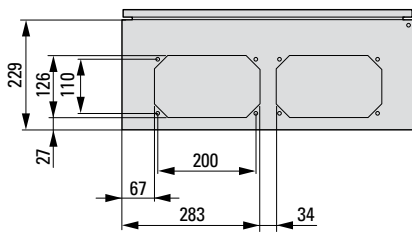
400 x 250



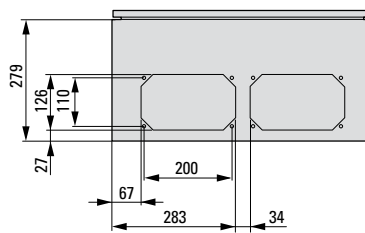
500 x 250



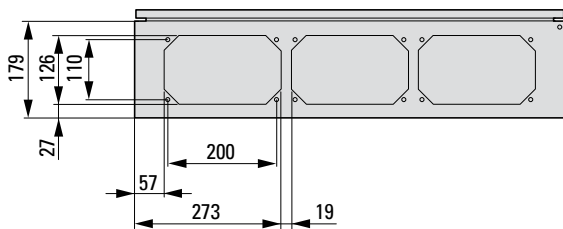
300 x 250



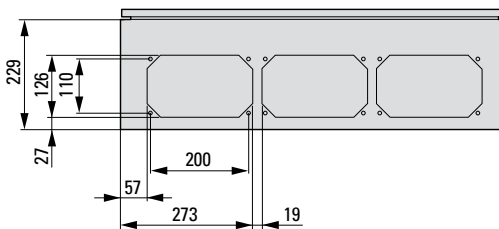
600 x 100



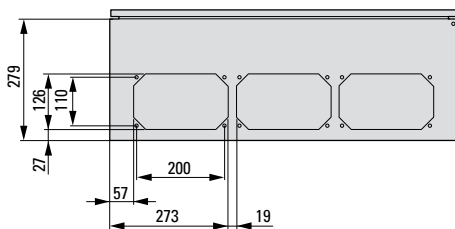
800 x 200



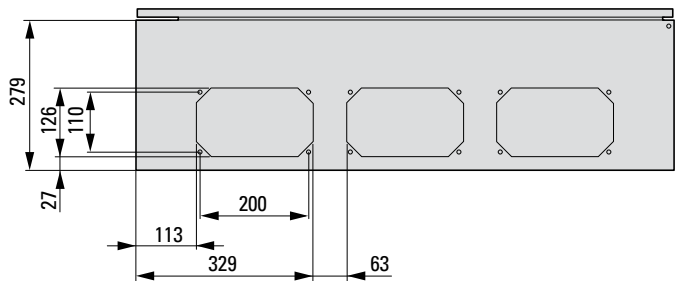
800 x 250



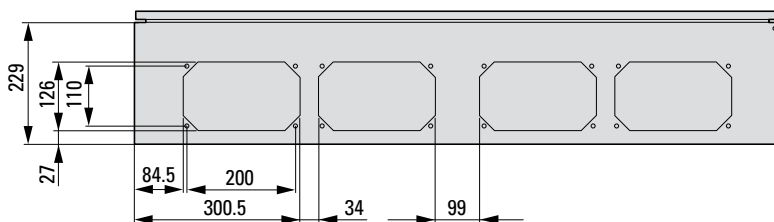
800 x 300



1000 x 300



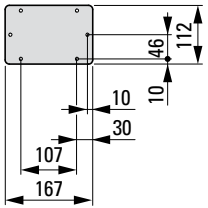
1200 x 250



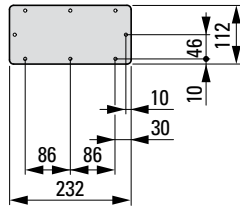
Dimensions (mm)

Bottom Panels without Openings

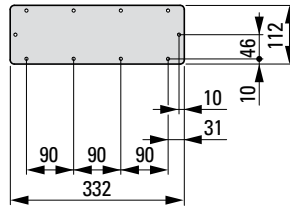
SFP-112X182-CS



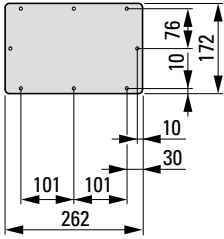
SFP-112X232-CS



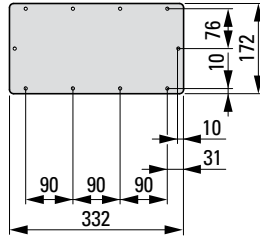
SFP-112X332-CS



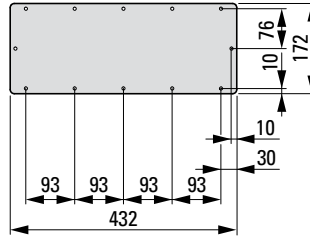
SFP-172X262-CS



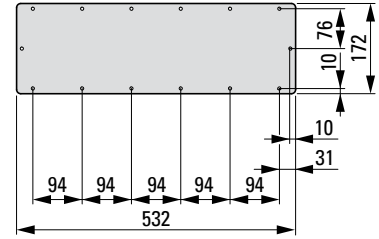
SFP-172X332-CS



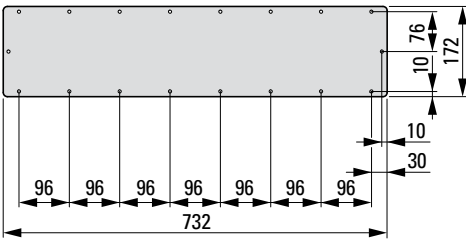
SFP-172X432-CS



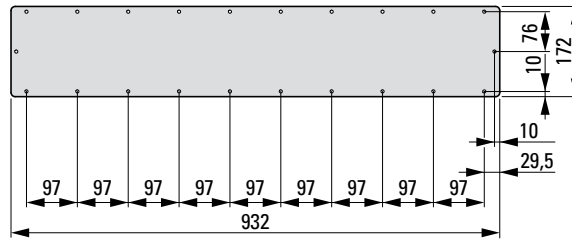
SFP-172X532-CS



SFP-172X732-CS

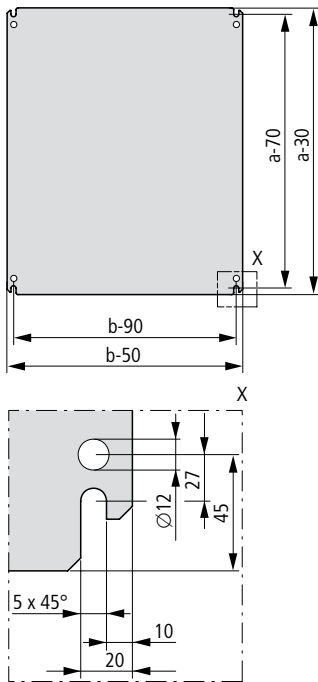


SFP-172X932-CS



Mounting Plates

MPP, MPL

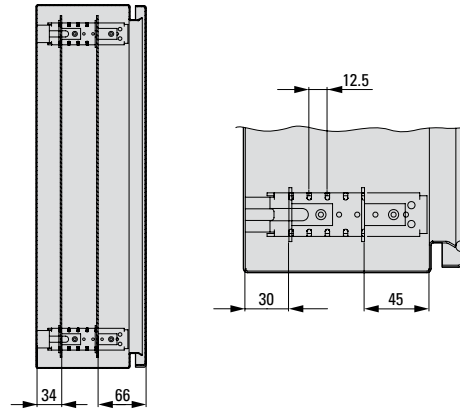


a, b = Dimensions of the enclosure

| Type | Mounting plate | |
|-------------|----------------|-------|
| | Height | Width |
| CS-2520/150 | 220 | 150 |
| CS-32/150 | 270 | 150 |
| CS-33/150 | 270 | 250 |
| CS-33/200 | 270 | 250 |
| CS-34/200 | 270 | 350 |
| CS-43/150 | 370 | 250 |
| CS-43/200 | 370 | 250 |
| CS-44/150 | 370 | 350 |
| CS-44/200 | 370 | 350 |
| CS-46/200 | 370 | 550 |
| CS-46/250 | 370 | 550 |
| CS-46/300 | 370 | 550 |
| CS-54/150 | 470 | 350 |
| CS-54/200 | 470 | 350 |
| CS-54/250 | 470 | 350 |
| CS-55/250 | 470 | 450 |
| CS-64/150 | 570 | 350 |
| CS-64/200 | 570 | 350 |
| CS-64/250 | 570 | 350 |
| CS-65/150 | 570 | 450 |
| CS-65/200 | 570 | 450 |
| CS-65/250 | 570 | 450 |
| CS-66/200 | 570 | 550 |
| CS-66/250 | 570 | 550 |
| CS-66/300 | 570 | 550 |
| CS-68/300 | 550 | 770 |
| CS-75/200 | 670 | 450 |
| CS-75/250 | 670 | 450 |
| CS-84/200 | 770 | 350 |
| CS-84/250 | 770 | 350 |
| CS-86/200 | 770 | 550 |
| CS-86/250 | 770 | 550 |
| CS-86/300 | 770 | 550 |
| CS-88/200 | 770 | 750 |
| CS-88/300 | 770 | 750 |
| CS-810/300 | 770 | 750 |
| CS-106/250 | 970 | 550 |
| CS-106/300 | 970 | 550 |
| CS-108/250 | 970 | 750 |
| CS-108/300 | 970 | 750 |
| CS-1010/300 | 970 | 950 |
| CS-126/250 | 1170 | 550 |
| CS-128/300 | 1170 | 750 |
| CS-1210/300 | 1170 | 950 |
| CS-1212/250 | 1170 | 1150 |

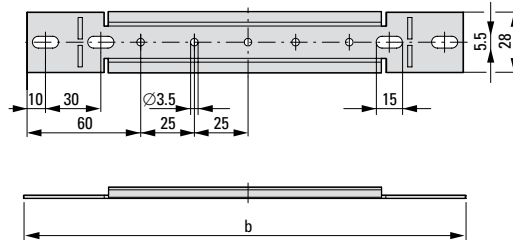
Depth-Adjustment Elements for Mounting Plates

DAS-SET/...-CS



Mounting Webs for Door Profile Bars and Cable Ducts

MTR-D...-CS



| Type | B |
|-----------|-----|
| MTR-D3-CS | 220 |
| MTR-D4-CS | 320 |
| MTR-D5-CS | 420 |
| MTR-D6-CS | 520 |
| MTR-D8-CS | 720 |

1.32

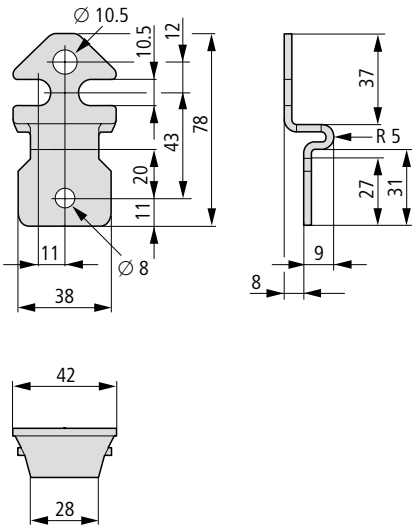
CS Wall-Mounted Sheet Steel Enclosures

xEffect

Dimensions (mm)

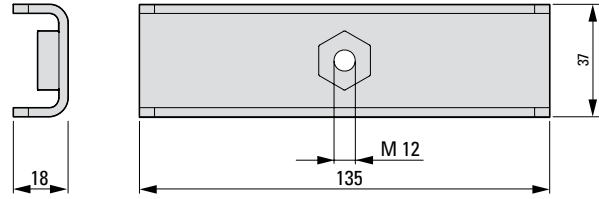
Wall-mounting Brackets

WFB-SET-CS



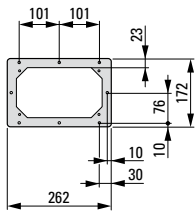
Set of Lifting Eyebolts and Profile Brackets

TOR-SET/135-CS

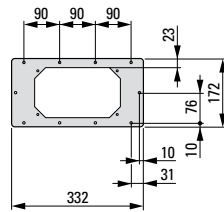


Bottom Panels with Flange Openings (for F3A Flanges)

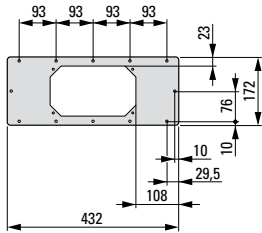
AFP-3-CS



AFP-4-CS

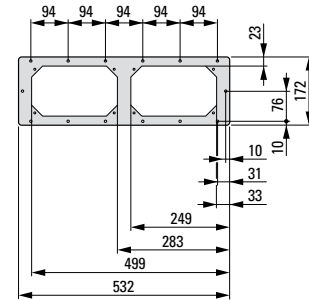


AFP-5-CS

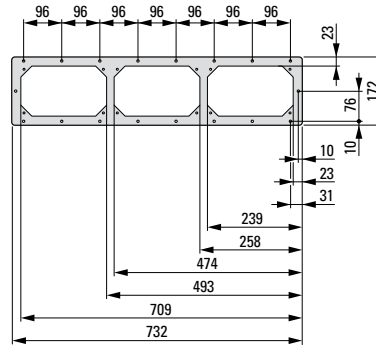


AFP-6-CS

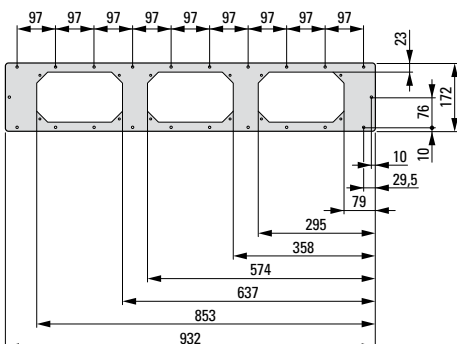
AFP-12-CS = 2x AFP-6-CS



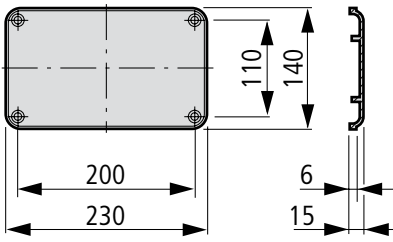
AFP-8-CS



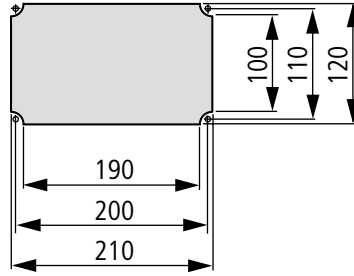
AFP-10-CS



Flange Plastic F3A

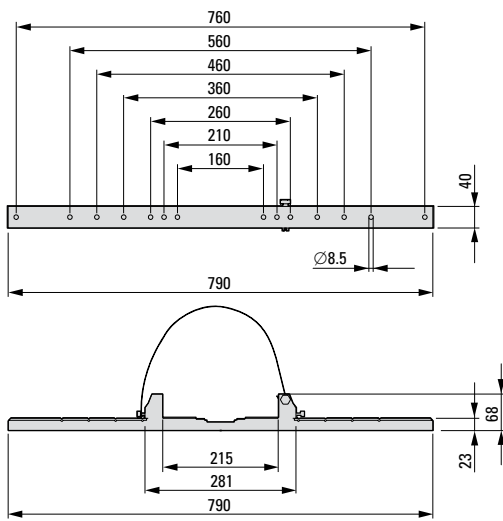


Opening of Flange



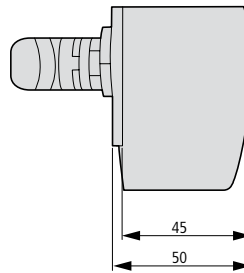
Fixing on a Mast

MAST-FIT-CS



Ease-of-use Rotary Handle

PHZ-A



1.34

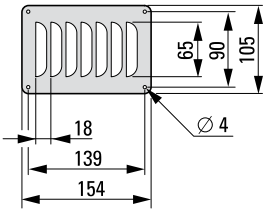
CS Wall-Mounted Sheet Steel Enclosures

xEffect

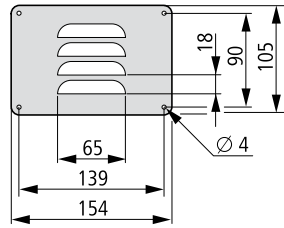
Dimensions (mm)

Ventilation Louvers

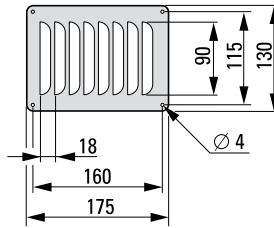
LVP-20V12-CS



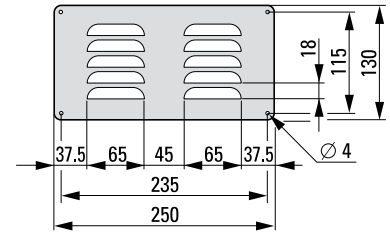
LVP-20H12-CS



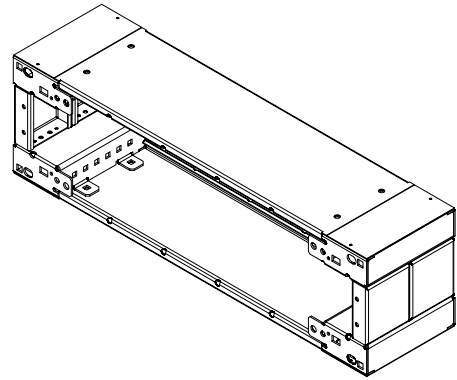
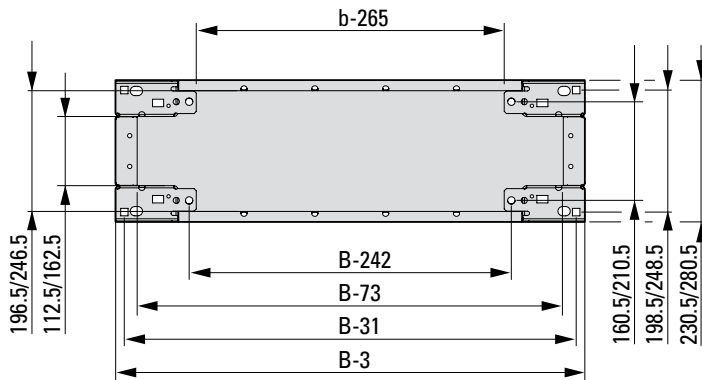
LVP-30V15-CS



LVP-30H15-CS

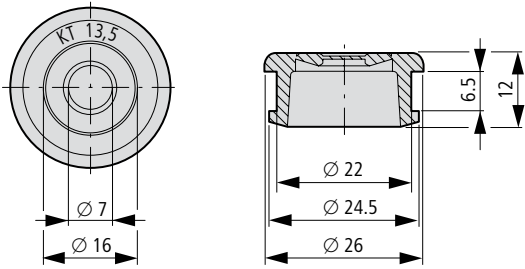


Cable Interconnect Base PLI-/...-200-CS

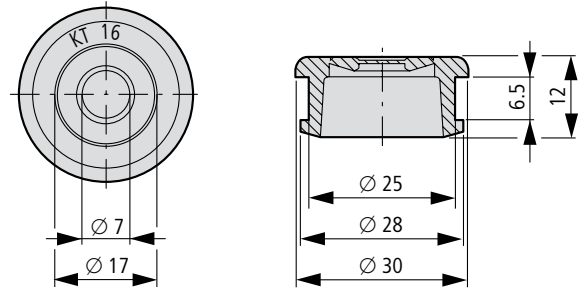


Cable Grommets for PG

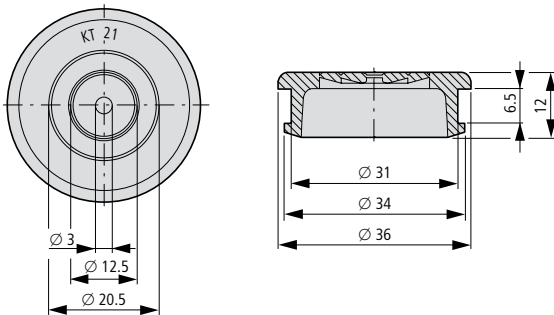
KT13,5



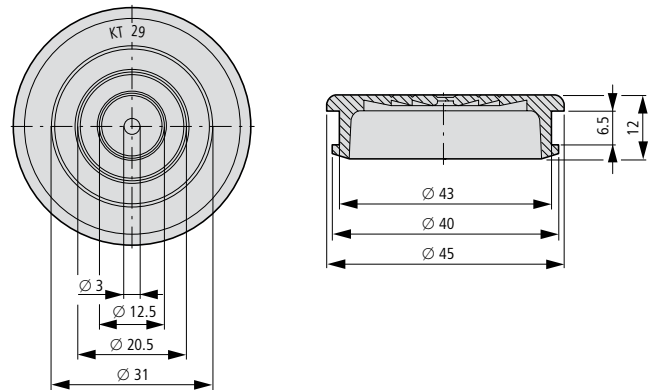
KT16



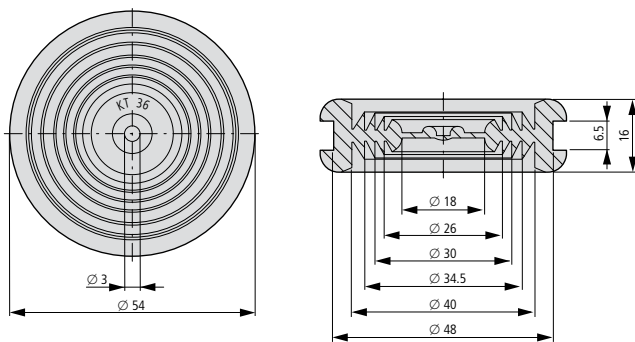
KT21



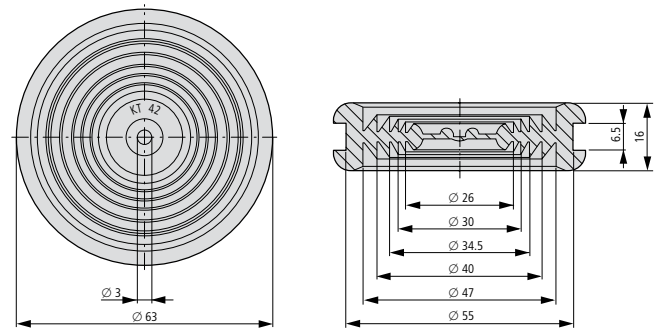
KT29



KT36



KT42



1.36

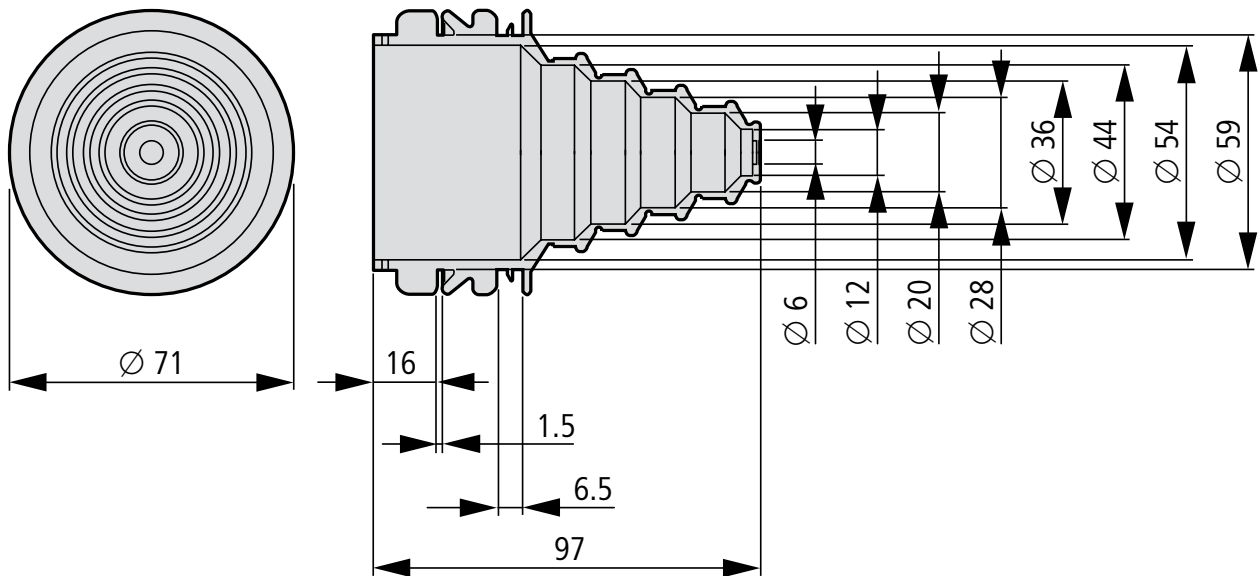
CS Wall-Mounted Sheet Steel Enclosures

xEffect

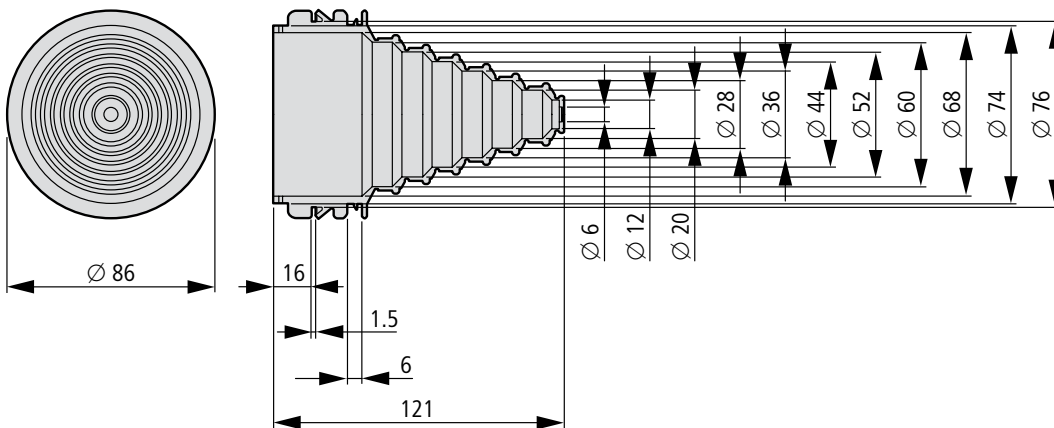
Dimensions (mm)

Cable Grommets

KT3



KT4



Eaton's electrical business is a global leader with deep regional application expertise in power distribution and circuit protection; power quality, backup power and energy storage; control and automation; life safety and security; structural solutions; and harsh and hazardous environment solutions. Through end-to-end services, channel and an integrated digital platform & insights Eaton is powering what matters across industries and around the world, helping customers solve their most critical electrical power management challenges.

For more information, visit [Eaton.com](https://www.eaton.com).



<http://id1.hu/>

Eaton Industries (Austria) GmbH
Scheydgasse 42
1210 Vienna
Austria

Eaton
EMEA Headquarters
Route de la Longeraie 7
1110 Morges, Switzerland

© 2021 Eaton
All Rights Reserved
Printed in Austria
Publication No. FK4300-1178GB
Article number 113926-MK
April 2021
Graphics: SRA, Schrems

Changes to the products, to the information contained in this document, and to prices are reserved; as are errors and omissions. Only order confirmations and technical documentation by Eaton is binding. Photos and pictures also do not warrant a specific layout or functionality. Their use in whatever form is subject to prior approval by Eaton. The same applies to trademarks (especially Eaton, Moeller, and Cutler-Hammer). The Terms and Conditions of Eaton apply, as referenced on Eaton Internet pages and Eaton order confirmations.

Eaton is a registered trademark.

All other trademarks are property of their respective owners.

Follow us on social media to get the latest product and support information.

